Fans-tech

转动世界的精彩



COMPANY PROFILE

# Guangdong Fans-tech Agro Co., Ltd

Guangdong Fans-tech Agro Co., Ltd. was jointly established by Fans-tech Electric Co., Ltd. and Nanmu Equipment & Technology Co., Ltd. We are a vertically integrated fan manufacturer, covering products for livestock farming, greenhouse ventilation.We possess 100% in-house design capability for key components and leading technologies in electronics, magnetic fields, and fluid dynamics development. The company specializes in the R&D and manufacturing of ventilation solutions for various scenarios including pigs, chickens, cattle, greenhouses, and factories.

The company is located in the Xincheng Industrial Park in Xinxing County, Yunfu City. The factory has multiple automated production lines and is equipped with a motor type laboratory, a nationally certified CNAS and UL wind tunnel laboratory, and comprehensive testing equipment. The company has a complete testing and inspection system and a sound production management system. It is ISO9001 certified, and many products have passed CE and CCC certifications, with test reports from the American BESS laboratory. The company emphasizes R&D investment and has been recognized as a "High-Tech Enterprise" and "National Specialized and Sophisticated Enterprise" for many years.

In the future, the company will continue to adhere to the business philosophy of "Integrity, Innovation, and Win-Win," closely integrating with market demands to provide global customers with personalized ventilation solutions and high-end, well-crafted ventilation products. It will leverage innovation to steadily advance high-quality corporate development, striving to become one of the most reliable and competitive fan providers in the agricultural sector and to build a benchmark brand for Chinese fans.



# CONTENTS


1 01-04 COMPANY PROFILE

2 05-09 FIBERGLASS FAN SERIES

3 10-18 GALVANIZED BOX FAN SERIES

4 19-24 CIRCULATION FAN SERIES

5 25-27 CHIMNEY FAN SERIES

6 28-34 DRUM FAN SERIES

7 35-50 EC FAN SERIES

8 51-54 DIRECT-DRIVE PERMANENT MAGNET ENERGY-SAVING LARGE CEILING FAN

9 55-59 CENTRIFUGAL FAN SERIES

10 60-66 ACCESSORIES SERIES




5 REASONS

### Modern R&D Platform

Equipped with advanced R&D facilities and technologies, including noise testing and high-precision air volume testing systems.

### Technological Innovation Patent Advantage

Strong R&D capabilities, continuously launching technologies and products with independent intellectual property rights.

### High Reliability

Consistent air volume, strong corrosion resistance, rigorous testing, one-code-per-product, and whole-machine vibration control.

### High Energy Efficiency

Using ultra-efficient motors, Fans-tech's EC intelligent fans can save about 20%-30% energy compared to traditional AC fans.

### High-Quality Standards

100% dynamic balance inspection, vibration inspection, and comprehensive safety performance inspection ensure the quality of products leaving the factory.

## 1 Leading Technology

**20+** Over 20 years'development & manufacturing experience

Qualification laboratory

Authoritative Test and Inspection Reports

Relying on the robust industrial fan technology foundation and manufacturing experience of over 20 years from the headquarters, Fans-Tech, the company possesses a nationally CNAS-certified and accredited laboratory as well as a UL witness testing laboratory in the United States. It is equipped with advanced noise and vibration testing and analysis systems, a type testing laboratory, and an AMCA-standard wind tunnel laboratory from the United States. Additionally, the company has multiple specialized testing laboratories for mechanics, environmental conditions, lifespan, and more.


















Advanced fluid simulation analysis and electro-magnetic simulation analysis software are adopted in product design.

By cooperating with many domestic first-class universities and colleges in education, research and production, Fans-tech Agro formed a high-level R&D team composed of doctors, masters, senior engineers and other professionals.

## 2 Honors and Accreditations

Fans-tech has consistently placed a strong emphasis on technological research and development. The company has been recognized as a "National High-Tech Enterprise" and a "National Specialized and Sophisticated SME". It boasts an impressive portfolio of intellectual property, including more than 6 national invention patents, over 1 national computer software copyright patent for the "Numerical Simulation and Simulation Analysis Software for Ventilation and Thermal Comfort in Livestock and Poultry Houses", more than 38 utility model and design patents, and over 7 high-quality high-tech products.






























## 3 High Reliability

| | |
|---|---|
| **Air flow never decay** | Special design, shape and material of the propeller insure proper air volume over the lifetime of the unit. |
| **One Item, One Code** | The inspection data is linked to the product's QR code, with all data permanently saved and traceable. |
| **Rigorous Testing** | Products have passed rigorous reliability tests to include 2 times over-speed test, 200Hz high frequency vibration test, high and low temperature alternation test, ± 20% voltage fluctuation test, and outdoor rain test. |
| **Corrosion resistance** | Exceptional corrosion resistance for harsh environment adaptability. |
| **Rigorous testing** | 100% pass rate in vibration testing ensures long-term reliability in use. |

**2** 2 timsover-speed **200** 200Hz High-Frequency Vibration **±20%** ±20% voltage fluctuation test

## 4 High Airflow & High Efficiency

1. Propellers are analyzed by CFD simulation to achieve the highest efficient working points.
2. Ultra-efficient Motors are used in the design of our full range of fans.
3. Fans-Tech Agro fans feature industry bench mark standards in Air Volume and Energy Efficiency.

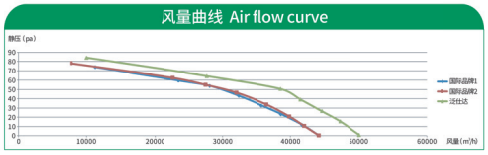


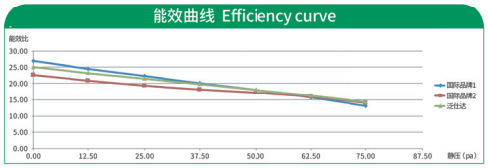




## 5 Quality Guarantee

3年保修

During the production process , each step undergoes rigorous quality control. The critical component—the motor—is subjected to three comprehensive inspections: a full inspection of the winding stator, a full inspection of the controller, and a full inspection of the motor's electronic control system, as well as a full inspection of the complete fan unit. This ensures that every product reaches the customer in perfect condition. Each fan has its own QR code to ensure traceability of product quality. Besides, we provide three years warranty for full.

100% pass rate on comprehensive performance testing



Full inspection on motors



100% of fan blades undergo precision dynamic balancing



Full winding inspection



## 6 Engineering Case Studies

Fiberglass fan series、Galvanized box fan series、Circulation fan series







Drum fan series、Building farming series、Environmental control retrofit series







# Fiberglass Fan Series



## Features & Advantages

**Large Air Flow**
Being optimized with fluid simulation design, the high-strength die-cast airfoil aluminum propeller provides large air flow to ensure adequate air circulation in the breeding house.

**Low Noise**
The smooth propeller shape and high dynamic balance accuracy makes tiny friction coefficient between the blade and air combined with small resonance during running, which ensures low noise and improves the living comfort for the animals.

**Maintenance Free**
Direct driving with high transmission efficiency and simple structure eliminates the trouble of regular belt replacement and reduces the using cost.

**High Efficiency**
IP55 waterproof and dustproof protection, F class insulation, ultra-efficient motor with 85% efficiency enables animal producers to save breeding costs and increase profits.

**High Corrosion Resistance**
The high-strength fiberglass reinforced house, powder-sprayed steel protective mesh, combined with SUS304 stainless steel accessories provide excellent corrosion resistance and durability.

**Customer-oriented Option**
Fixed speed version or variable frequency version, aluminium  louver or PVC louver is optional to meet various needs.



# SF SERIES



SF18"



SF24"



SF36"



SF51"



SF57"

Rotation direction

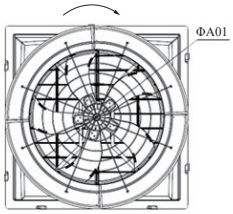


Airflow direction

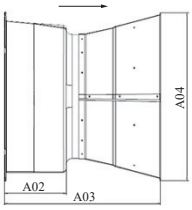


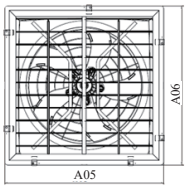


| Model No. | | SF455B2-070-00 | SF455A2-070-00 | SF625B3-077-00 | SF625A3-077-00 | SF915B3-077-00 | | SF1300B5-106-00 | | SF1450B4-106-00 | |
|---|---|---|---|---|---|---|---|---|---|---|---|
| Diameter of blades (inch) | | 18" | | 24" | | 36" | | 51" | | 57" | |
| Motor* (50Hz) | Voltage (V) | 380 | 220 | 380 | 220 | 380 | | 380 | | 380 | |
| | Phase | 3 | | 3 | | 3 | | 3 | | 3 | |
| | Power (kW) | 0.25 | | 0.37 | | 0.55 | | 1.1 | | 1.8 | |
| | Current @ 0Pa / inH2O(A) | 0.8 | | 1.14 | | 1.7 | | 4.7 | | 4.5 | |
| Performance (50Hz) | Pressure | Airflow | | Airflow | | Airflow | | Airflow | | Airflow | |
| | Pa / inH2O | (m^3/hr.) | (cfm) | (m^3/hr.) | (cfm) | (m^3/hr.) | (cfm) | (m^3/hr.) | (cfm) | (m^3/hr.) | (cfm) |
| | 0 / 0 | 6960 | 4090 | 12530 | 7370 | 21400 | 12590 | 45000 | 26470 | 58000 | 34160 |
| | -25 / -0.1 | 6390 | 3760 | 11440 | 6730 | 19200 | 11290 | 42000 | 24710 | 54000 | 31760 |
| | -50 / -0.2 | 5710 | 3360 | 9920 | 5840 | 16700 | 9820 | 35000 | 20590 | 48000 | 28240 |
| | Efficiency | (cmh/ Watt) | (cfm/Watt) | (cmh/ Watt) | (cfm/Watt) | (cmh/ Watt) | (cfm/Watt) | (cmh/ Watt) | (cfm/Watt) | (cmh/ Watt) | (cfm/Watt) |
| | | 23.4 | 13.8 | 24.4 | 14.4 | 27.3 | 16.06 | 27.5 | 16.2 | 30 | 17.7 |
| Motor* (60Hz) | Voltage (V) | 230 / 460 | 115 /230 | 230 / 460 | 115 /230 | 230 / 460 | | 230 / 460 | | 230 / 460 | |
| | Phase | 3 | 1 | 3 | 1 | 3 | | 3 | | 3 | |
| | Power (kW) | 0.37 | | 0.37 | 0.55 | 0.55 | | 1.1 | | 1.5 | |
| | Current @ 0Pa / inH2O(A) | 1.8 / 0.9 | 6.5 / 3.2 | 2.1/1.2 | 7.5/3.8 | 3.2/1.6 | | 7.5/3.8 | | 8.4/4.2 | |
| Performance (60Hz) | Pressure | Airflow | | Airflow | | Airflow | | Airflow | | Airflow | |
| | Pa / inH2O | (m^3/hr.) | (cfm) | (m^3/hr.) | (cfm) | (m^3/hr.) | (cfm) | (m^3/hr.) | (cfm) | (m^3/hr.) | (cfm) |
| | 0 / 0 | 8750 | 5150 | 13100 | 7710 | 22100 | 13000 | 41900 | 24650 | 50700 | 29820 |
| | -25 / -0.1 | 8230 | 4840 | 12100 | 7120 | 19600 | 11530 | 38900 | 22880 | 45700 | 26880 |
| | -50 / -0.2 | 7580 | 4460 | 11100 | 6530 | 15800 | 9290 | 35000 | 20590 | 37900 | 22290 |
| | Efficiency | (cmh/ Watt) | (cfm/Watt) | (cmh/ Watt) | (cfm/Watt) | (cmh/ Watt) | (cfm/Watt) | (cmh/ Watt) | (cfm/Watt) | (cmh/ Watt) | (cfm/Watt) |
| | | 18.0 | 10.6 | 23.4 | 13.8 | 26.4 | 15.5 | 27.1 | 15.9 | 28.9 | 17 |
| Dimension (mm) | A01\|A02\|A03\|A04\|A05\|A06 | 455 \| 368 \| 892 \| 596 \| 720 \| 720 | | 625 \| 373 \| 987 \| 806 \| 903 \| 903 | | 915 \| 272 \| 1162 \| 1125 \| 1170 \| 1170 | | 1290 \| 262 \| 1176 \| 1504 \| 1522 \| 1522 | | 1450 \| 433 \| 1330 \| 1649 \| 1710 \| 1710 | |
| | Dimension of opening (mm) | 615x615 | | 805x805 | | 1090x1090 | | 1460x1460 | | 1635x1635 | |

* This parameter is for reference only; the actual value may vary by product.

# MPF SERIES



## ADVANTAGES

- Adapt to various farm buildings, especially for the application ranging from -75Pa to -120Pa. It is an ideal choice to provide ventilation supporting for breeding houses equipped with filters or deodorizing systems and high-rise multistory breeding buildings.

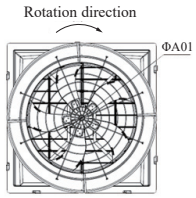


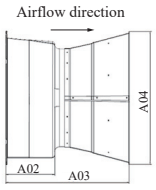


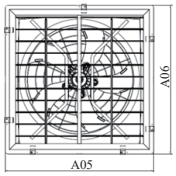


| Model No. | | MPF625B2-077-00 | MPF625B2-077-XX | MPF915B3-077-00 | | MPF915B3-081-01 | MPF915B3-081-XX |
|---|---|---|---|---|---|---|---|
| Diameter of blades (inch) | | 24" | | 36" | | | |
| Motor* | Voltage(V) | 380 | 230 / 460 | 380 | | 380 | 230 / 460 |
| | Hertz(Hz) | 50 | 60 | 50 | | 50 | 60 |
| | Phase | 3 | 3 | 3 | | 3 | 3 |
| | Power(kW) | 0.75 | | 0.75 | | 1.1 | |
| | Current @100Pa / 0.4inH2O(A) | 2.2 | 5.4/2.9 | 2.4 | | 3.5 | 5.8/2.9 |
| Performance | Pressure | Airflow | | Airflow | | Airflow | |
| | Pa / inH2O | (m^3/hr.) | (cfm) | (m^3/hr.) | (cfm) | (m^3/hr.) | (cfm) |
| | 0 | 17200 | 10120 | 22200 | 13060 | 29300 | 17240 |
| | -25 / -0.1 | 16300 | 9590 | 21000 | 12350 | 27400 | 16120 |
| | -50 / -0.2 | 15600 | 9180 | 19700 | 11590 | 25800 | 15150 |
| | -75 / -0.3 | 14600 | 8590 | 17700 | 10410 | 23500 | 13820 |
| | -100 / -0.4 | 13400 | 7880 | 15100 | 8880 | 19000 | 11180 |
| | -125/-0.5 | 11100 | 6530 | 12300 | 7240 | 14500 | 8530 |
| | Efficiency @100Pa/0.4 inH2O | (cmh/ Watt) | (cfm/Watt) | (cmh/ Watt) | (cfm/Watt) | (cmh/ Watt) | (cfm/Watt) |
| | | 11.2 | 6.6 | 12.7 | 7.1 | 13.2 | 7.8 |
| Dimension (mm) | A01\|A02\| A03\|A04\|A05\|A06 | 625\|373\|987\|850\|903\|903 | | 915\|272\|1162\|1125\|1170\|1170 | | | |
| | Dimension of opening (mm) | 805x805 | | 1090x1090 | | | |

* This parameter is for reference only; the actual value may vary by product.

# MPF SERIES



## ADVANTAGES

- Adapt to various farm buildings, especially for the application ranging from -75Pa to -120Pa. It is an ideal choice to provide ventilation supporting for breeding houses equipped with filters or deodorizing systems and high-rise multistory breeding buildings.

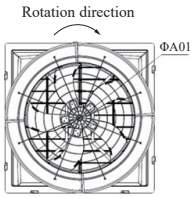


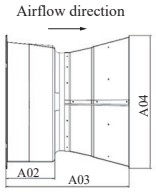


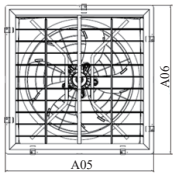


| Model No. | | MPF1300B4-106-00 | MPF1300B4-106-XX | MPF1300B4-120-00 | | MPF1400V4-120-00 | | MPF1450B4-120-01 | MPF1450B4-120-XX |
|---|---|---|---|---|---|---|---|---|---|
| Diameter of blades (inch) | | 51" | | | | 55" | | 57" | |
| Motor* | Voltage(V) | 380 | 230 / 460 | 380 | | 380 | | 380 | 460 |
| | Hertz(Hz) | 50 | 60 | 50 | | 50 | | 50 | 60 |
| | Phase | 3 | 3 | 3 | | 3 | | 3 | 3 |
| | Power(kW) | 1.8 | | 2.2 | | 2.2 | | 2.5 | |
| | Current @100Pa / 0.4inH2O(A) | 4.9 | 8.1/4.1 | 5.8 | | 5.3 | | 6.7 | 6.24 |
| Performance | Pressure | Airflow | | Airflow | | Airflow | | Airflow | |
| | Pa / inH2O | (m^3/hr.) | (cfm) | (m^3/hr.) | (cfm) | (m^3/hr.) | (cfm) | (m^3/hr.) | (cfm) |
| | 0 | 45400 | 26710 | 49600 | 29180 | 62500 | 36770 | 66200 | 38940 |
| | -25 / -0.1 | 42100 | 24760 | 45200 | 26590 | 58000 | 34120 | 61500 | 36180 |
| | -50 / -0.2 | 38500 | 22650 | 43000 | 25290 | 52800 | 31060 | 55000 | 32350 |
| | -75 / -0.3 | 34500 | 20290 | 38000 | 22350 | 46000 | 27060 | 49000 | 28820 |
| | -100 / -0.4 | 31000 | 18240 | 34000 | 20000 | 38100 | 22410 | 42000 | 24710 |
| | -125/-0.5 | 23100 | 13590 | 29000 | 17060 | 30000 | 17650 | 34000 | 20000 |
| | Efficiency @100Pa/ 0.4 inH2O | (cmh/ Watt) | (cfm/Watt) | (cmh/ Watt) | (cfm/Watt) | (cmh/ Watt) | (cfm/Watt) | (cmh/ Watt) | (cfm/Watt) |
| | | 13.0 | 7.6 | 12.4 | 7.3 | 15.2 | 8.9 | 15.1 | 8.9 |
| Dimension (mm) | A01\|A02\| A03\|A04\|A05\|A06 | 1290\|262\|1176\|1504\|1522\|1522 | | | | 1410\|355\|1245\|1650\|1600\|1630 | | 1450\|433\|1330\|1649\|1710\|1710 | |
| | Dimension of opening (mm) | 1460x1460 | | | | 1540x1570 | | 1635x1635 | |

* This parameter is for reference only; the actual value may vary by product.

# Galvanized Box Fan Series



## Features & Advantages

**Large Air Flow**
High-strength stainless steel propeller with advanced fluid design that provides large air flow, low noise, and high efficiency.

**High Efficiency**
IP55 waterproof and dustproof protection, F class insulation, ultra-efficient motor with 85% efficiency enables animal producers to save breeding costs and increase profits.

**High Strength**
Box housing and venturi nozzle are made of "X" gauge galvanized sheet-steel with 275g/㎡ zinc layer coating, which enables to withstand the harsh environment of the breeding sites.

**Long Durability**
Belt drive, adopt famous brand belt, made of neoprene composite materials and fiberglass cord core, that provides high strength, good wear resistance, high flexibility and high tensile resistance.

**Excellent Air-tightness**
The shutter is automatically open and close by a centrifugal push-pull device, which ensures air tightness and prevents light transmittance.

**Wide Application**
An ideal choice for ventilation and cooling in animal breeding houses, greenhouses, various warehouses, workshops and more.



# BT SERIES

Fans-tech





| Model No. | | BT915B2-077-00 | BT915B2-077-XX | BT915B2-077-XX | BT1270B2-081-00 | BT1270B2-081-XX | BT1270B2-081-XX | BT1370B2-081-00 | BT1370B2-081-XX |
|---|---|---|---|---|---|---|---|---|---|
| Diameter of blades (inch) | | 36" | | | 50" | | | 54" | |
| Motor* | Voltage(V) | 380 | 230 / 460 | 115 / 230 | 380 | 230 / 460 | 115 / 230 | 380 | 230/460 |
| | Hertz(Hz) | 50 | 60 | | 50 | 60 | | 50 | 60 |
| | Phase | 3 | 3 | 1 | 3 | 3 | 1 | 3 | 3 |
| | Power(kW) | 0.55 | | | 1.1 | | | 1.8 | |
| | Current @ 0Pa / inH2O(A) | 1.7 | 2.8/1.4 | 7.0/3.5 | 3.0 | 5.0/2.5 | 15.3/7.6 | 4 | 6.4/3.2 |
| Performance | Pressure | Airflow | | | Airflow | | | Airflow | |
| | Pa / inH2O | (m^3/hr.) | (cfm) | | (m^3/hr.) | (cfm) | | (m^3/hr.) | (cfm) |
| | 0 / 0 | 19100 | 11240 | | 40000 | 23530 | | 47000 | 27650 |
| | -25 / -0.1 | 16300 | 9590 | | 36000 | 21180 | | 43000 | 25290 |
| | -50 / -0.2 | 13200 | 7770 | | 30700 | 18060 | | 36000 | 21180 |
| | Efficiency | (cmh/ Watt) | (cfm/Watt) | | (cmh/ Watt) | (cfm/Watt) | | (cmh/ Watt) | (cfm/Watt) |
| | | 23.3 | 13.7 | | 27 | 15.9 | | 23.5 | 13.8 |
| Dimension (mm) | A01 | 915 | | | 1270 | | | 1370 | |
| | A02 | 1000 | | | 1380 | | | 1530 | |
| | A03 | 1000 | | | 1380 | | | 1530 | |
| | A04 | 450 | | | 450 | | | 450 | |
| | A05 | 500 | | | 500 | | | 500 | |
| | Dimension of opening (mm) | 1020x1020 | | | 1400x1400 | | | 1550x1550 | |

Rotation direction

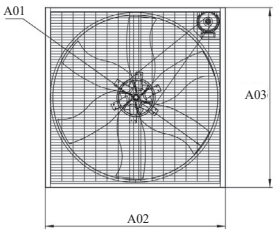


Airflow direction

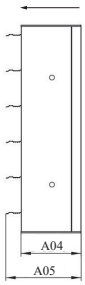


* This parameter is for reference only; the actual value may vary by product.

# QT SERIES

Fans-tech





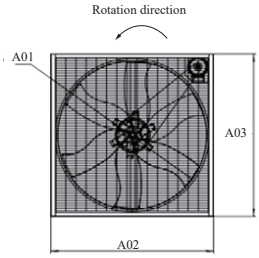





| Model No. | | QT915B2-077-00 | QT915B2-077-XX | QT915B2-077-01 | QT1270B2-081-00 | QT1270B2-081-XX | QT1270B2-081-01 |
|---|---|---|---|---|---|---|---|
| Diameter of blades (inch) | | 36" | | | 50" | | |
| Motor* | Voltage(V) | 380 | 230 / 460 | 115 / 230 | 380 | 230 / 460 | 115 / 230 |
| | Hertz(Hz) | 50 | 60 | | 50 | 60 | |
| | Phase | 3 | 3 | 1 | 3 | 3 | 1 |
| | Power(kW) | 0.55 | | | 1.1 | | |
| | Current @ 0Pa / inH2O(A) | 1.5 | 2.75 | 8 / 4 | 3.1 | 5.3 | 13.4 / 6.7 |
| Performance | Pressure | Airflow | | | Airflow | | |
| | Pa / inH2O | (m^3/hr.) | (cfm) | | (m^3/hr.) | (cfm) | |
| | 0 / 0 | 18700 | 11000 | | 40500 | 23820 | |
| | -25 / -0.1 | 15600 | 9180 | | 36500 | 21470 | |
| | -50 / -0.2 | 11500 | 6760 | | 31000 | 18240 | |
| | Efficiency | (cmh/ Watt) | (cfm/Watt) | | (cmh/ Watt) | (cfm/Watt) | |
| | | 23.3 | 13.7 | | 24.4 | 14.4 | |
| Dimension (mm) | A01 | 915 | | | 1270 | | |
| | A02 | 1000 | | | 1380 | | |
| | A03 | 1000 | | | 1380 | | |
| | A04 | 450 | | | 450 | | |
| | A05 | 500 | | | 500 | | |
| | Dimension of opening (mm) | 1020x1020 | | | 1400x1400 | | |

* This parameter is for reference only; the actual value may vary by product.

# BL SERIES



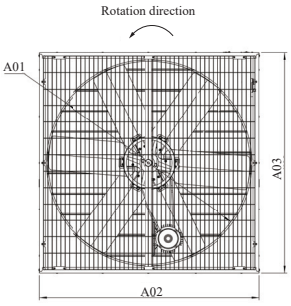


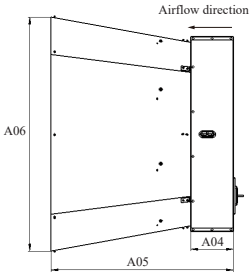


| Model No. | | BL915B2-077-00 | | | | BL1270B2-081-00 | | | |
|---|---|---|---|---|---|---|---|---|---|
| Diameter of blades (inch) | | 36" | | | | 50" | | | |
| Motor* | Voltage(V) | 380 | 220 | 230 / 460 | 115 / 230 | 380 | 220 | 230 / 460 | 115 / 230 |
| | Hertz(Hz) | 50 | | 60 | | 50 | | 60 | |
| | Phase | 3 | 1 | 3 | 1 | 3 | 1 | 3 | 1 |
| | Power(kW) | 0.55 | | | | 1.1 | | | |
| | Current @ 0Pa / inH2O(A) | 1.7 | 3.7 | 2.8/1.4 | 7.0/3.5 | 2.85 | 8.0 | 5.0/2.5 | 15.3/7.6 |
| Performance | Pressure | Airflow | | | | Airflow | | | |
| | Pa / inH2O | (m^3/hr.) | | (cfm) | | (m^3/hr.) | | (cfm) | |
| | 0 / 0 | 20483 | | 12050 | | 43000 | | 25290 | |
| | -25 / -0.1 | 17616 | | 10360 | 6094 | 38500 | | 22650 | |
| | -50 / -0.2 | 14570 | | 8570 | 5041 | 33000 | | 19410 | |
| | Efficiency | (cmh/ Watt) | | (cfm/Watt) | | (cmh/ Watt) | | (cfm/Watt) | |
| | | 26.3 | | 15.5 | 9.1 | 30.7 | | 18.1 | |
| Dimension (mm) | A01 | 915 | | | | 1270 | | | |
| | A02 | 1000 | | | | 1380 | | | |
| | A03 | 1000 | | | | 1380 | | | |
| | A04 | 300 | | | | 300 | | | |
| | A05 | 1180 | | | | 1300 | | | |
| | Dimension of opening (mm) | 1020x1020 | | | | 1400x1400 | | | |

* This parameter is for reference only; the actual value may vary by product.

# QL SERIES



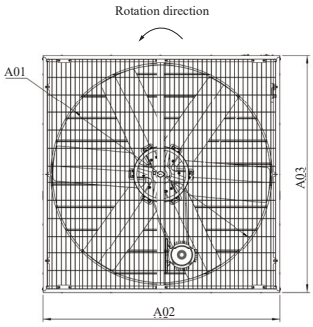


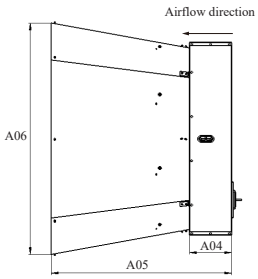


| Model No. | | QL1270B2-081-00 | QL1270A2-081-00 |
|---|---|---|---|
| Diameter of blades (inch) | | 50" | |
| Motor* | Voltage(V) | 380 | 220 |
| | Hertz(Hz) | 50 | |
| | Phase | 3 | |
| | Power(kW) | 1.1 | |
| | Current @ 0Pa / inH2O(A) | 2.9 | 8.5 |
| Performance | Pressure | Airflow | |
| | Pa / inH2O | ($m^{\wedge 3}$/hr.) | (cfm) |
| | 0 / 0 | 44500 | 26180 |
| | -25 / -0.1 | 39500 | 23240 |
| | -50 / -0.2 | 33000 | 19410 |
| | Efficiency | (cmh/ Watt) | (cfm/Watt) |
| | | 29 | 17.1 |
| Dimension (mm) | A01 | 1270 | |
| | A02 | 1380 | |
| | A03 | 1380 | |
| | A04 | 300 | |
| | A05 | 1300 | |
| | A06 | 1575 | |
| | Dimension of opening (mm) | 1400x1400 | |

* This parameter is for reference only; the actual value may vary by product.

# QG SERIES





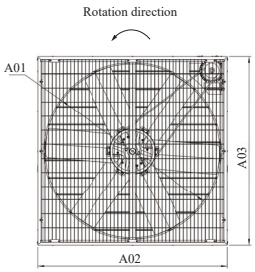





| Model No. | | QG915B2-077-00 | QG915B2-077-XX | QG915B2-077-XX | QG1270B2-081-00 | QG1270B2-081-XX | QG1270B2-081-XX |
|---|---|---|---|---|---|---|---|
| Diameter of blades (inch) | | 36" | | | 50" | | |
| Motor* | Voltage(V) | 380 | 230 / 460 | 115 / 230 | 380 | 230 / 460 | 115 / 230 |
| | Hertz(Hz) | 50 | 60 | | 50 | 60 | |
| | Phase | 3 | 3 | 1 | 3 | 3 | 1 |
| | Power(kW) | 0.55 | | | 1.1 | | |
| | Current @ 0Pa / inH2O (A) | 1.5 | 2.5/1.2 | 7.3/2.6 | 2.2 | 5.1/2.6 | 15.2/7.6 |
| Performance | Airflow | Airflow | | | Airflow | | |
| | | ($m^{\wedge 3}$/hr.) | (cfm) | | ($m^{\wedge 3}$/hr.) | (cfm) | |
| | | 17400 | 10240 | | 36000 | 21190 | |
| | Efficiency | (cmh/ Watt) | (cfm/Watt) | | (cmh/ Watt) | (cfm/Watt) | |
| | | 26.0 | 15.3 | | 28.0 | 16.5 | |
| Dimension (mm) | A01 | 915 | | | 1270 | | |
| | A02 | 1000 | | | 1380 | | |
| | A03 | 1000 | | | 1380 | | |
| | A04 | 330 | | | 330 | | |

* This parameter is for reference only; the actual value may vary by product.

# YQT SERIES





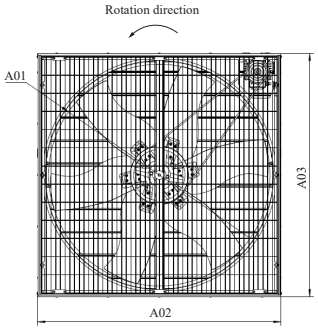


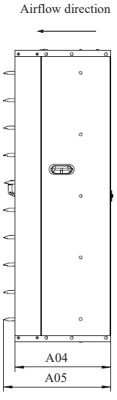


| Model No. | | YQT1270B2-081-01 | |
|---|---|---|---|
| Diameter of blades (inch) | | 50" | |
| Motor* | Voltage(V) | 380 | |
| | Hertz(Hz) | 50 | |
| | Phase | 3 | |
| | Power(kW) | 1.1 | |
| | Current @ 0Pa / inH2O(A) | 2.4 | |
| Performance | Pressure | Airflow | |
| | Pa / inH2O | (m^3/hr.) | (cfm) |
| | 0 / 0 | 36000 | 21190 |
| | -25 / -0.1 | 29500 | 17360 |
| | -50 / -0.2 | 22500 | 13240 |
| | Efficiency | (cmh/ Watt) | (cfm/Watt) |
| | | 28 | 16.5 |
| Dimension (mm) | A01 | 1270 | |
| | A02 | 1380 | |
| | A03 | 1380 | |
| | A04 | 450 | |
| | A05 | 500 | |
| | Dimension of opening (mm) | 1400x1400 | |

* This parameter is for reference only; the actual value may vary by product.

# CQT SERIES





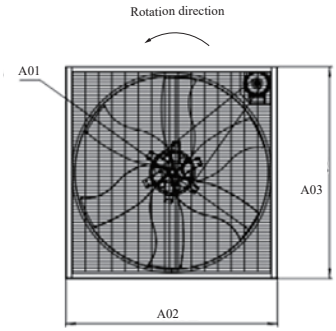





| Model No. | | CQT915B2-077-00 | | CQT1270B2-081-00 | |
|---|---|---|---|---|---|
| Diameter of blades (inch) | | 36" | | 50" | |
| Motor* | Voltage(V) | 380 | | 380 | |
| | Hertz(Hz) | 50 | | 50 | |
| | Phase | 3 | | 3 | |
| | Power(kW) | 0.55 | | 1.1 | |
| | Current @ 0Pa / inH2O (A) | 1.7 | | 3.3 | |
| Performance | Pressure | Airflow | | Airflow | |
| | Pa / inH2O | (m^3/hr.) | (cfm) | (m^3/hr.) | (cfm) |
| | 0 / 0 | 18200 | 10710 | 40200 | 23650 |
| | -25 / -0.1 | 16100 | 9480 | 36200 | 21290 |
| | -50 / -0.2 | 12700 | 7480 | 30800 | 18120 |
| | Efficiency | (cmh/ Watt) | (cfm/Watt) | (cmh/ Watt) | (cfm/Watt) |
| | | 23 | 13.5 | 23 | 13.5 |
| Dimension (mm) | A01 | 915 | | 1270 | |
| | A02 | 1000 | | 1380 | |
| | A03 | 1000 | | 1380 | |
| | A04 | 450 | | 450 | |
| | A05 | 500 | | 500 | |
| | Dimension of opening (mm) | 1020x1020 | | 1400x1400 | |

* This parameter is for reference only; the actual value may vary by product.

# Circulation Fan Series



## Features & Advantages

**Fast cooling**
Being optimized with fluid simulation design, high-strength aluminum alloy propeller provides large air flow with few air volume loss on both sides, which enables fast cooling and quickly air quality improving in cowsheds.

**Wide airflow**
Long air blow distance and wide air supply area can be simply achieved by adjusting the airfoil deflectors instead of changing the original position of the fan.

**Easy to maintain**
An automatic belt tensioner is adopted to extend serivice life; and the belt change is easily done without removing the propeller.

**Power saving**
The use of ultra-efficient motor achieves high energy efficiency ratio to reduce power consumption and costs.

**Anti-corrosion**
Corrosion resistance high-density fiberglass housing, with high strength and light weight.

**Animal comfort**
Silently supply gentle wind at low operation speed to comfort the animals.

**Customized choise**
Optional frequency converter to realize the stepless speed regulation of the fan.

**Application**
Widely used in cowsheds and stables for air circulation, cooling, and livestock beds drying; an atomizer can be fitted with to achieve the effects of humidification and suppression of dust.



# YNF SERIES

YNF55"



YNF72"



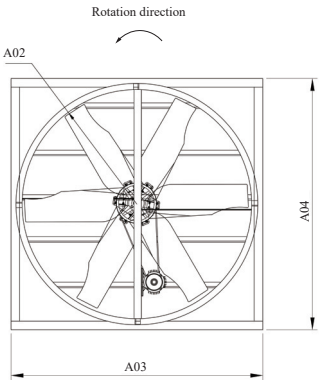


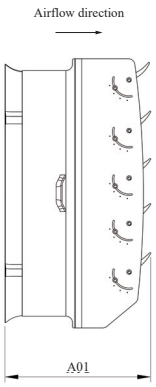


| Model No. | | YNF1400B2-081-00 | | YNF1830B2-106-02 | |
|---|---|---|---|---|---|
| Diameter of blades (inch) | | 55" | | 72" | |
| Motor* | Voltage(V) | 380 | 230 / 460 | 380 | 230 / 460 |
| | Hertz(Hz) | 50 | 60 | 50 | 60 |
| | Phase | 3 | | 3 | |
| | Power(kW) | 1.1 | | 2.2 | |
| | Current @ 0Pa / inH2O (A) | 3.1 | | 4.6 | |
| Performance | Airflow | ($m^3$/hr.) | (cfm) | ($m^3$/hr.) | (cfm) |
| | | 45000 | 26500 | 85200 | 50180 |
| | Air velocity @ 6 M (m/s) | 6 | | 5.8 | |
| Dimension (mm) | A01 | 740 | | 1100 | |
| | A02 | 1400 | | 1830 | |
| | A03 | 1600 | | 2050 | |
| | A04 | 1600 | | 2050 | |

* This parameter is for reference only; the actual value may vary by product.

## Features & Advantages

**Fast cooling**
Being optimized with fluid simulation design, high-strength die-cast aluminum airfoil propeller provides large air flow, which enables fast cooling and quickly air quality improving in using space.

**Maintenance Free**
Direct driving with high transmission efficiency and simple structure, eliminates the trouble of regular belt replacement and reduces the using cost.

**Low Noise**
The smooth propeller shape and high dynamic balance accuracy makes tiny friction coefficient between the blade and air combined with small resonance during running, which ensures low noise and improves the living comfort for the animals.

**Power saving**
The use of ultra-efficient motor achieves high energy efficiency ratio to reduce power consumption and costs.

**Customer oriented options**
Thick steel plate or polyethylene resin is optional as frame material.



# YNF-III SERIES

3-Aluminum



YNF915B4-077-01
(3 blades,plastic body)

6-Aluminum



YNF915B4-081-00
(6 blades,plastic body)

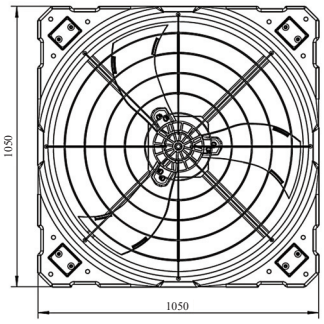


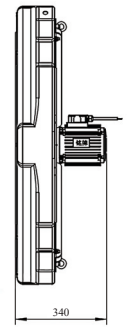


## ADVANTAGES

**Long durability**

LLDPE polyethylene resin frame, with strong tensile and tear strength resistance, particularly superior with cold and heat resistance, will never corrodes and rusts, solid and durable.

**Easy to install**

Light weight, simple structure, easy to hold and install.

| Model No. | | YNF915B4-077-01 | YNF915B4-077-02 | YNF915B4-081-00 | |
|---|---|---|---|---|---|
| Diameter of blades (inch) | | 36" | 36" | 36" | |
| Motor* | Voltage(V) | 380 | 230 / 460 | 230 / 460 | |
| | Hertz(Hz) | 50 | 60 | 60 | |
| | Phase | 3 | 3 | 3 | |
| | Power(kW) | 0.25 | | 0.37 | |
| Performance | Speed(RPM) | 710 | 850 | 710 | 850 |
| | Airflow | ($m^3$/hr.) | (cfm) | ($m^3$/hr.) | (cfm) |
| | | 20800 | 12125 | 23200 | 13655 |
| | Air velocity @ 6 M (m/s) | 3.3 | | 4.5 | 4.8 |
| Dimension (mm) | WxDxH | 1050x350x1050 | | 1050x350x1050 | |

* This parameter is for reference only; the actual value may vary by product.

# YNF1000 SERIES





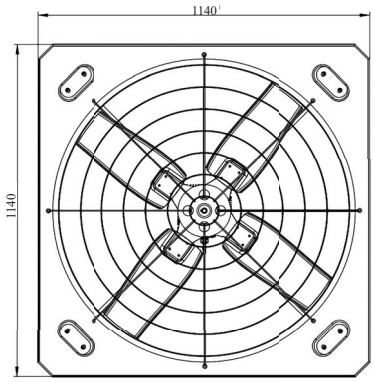


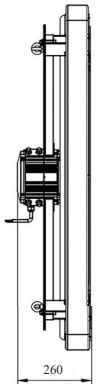


| Model No. | | YNF1000B4-077-00 |
|---|---|---|
| Diameter of blades (inch) | | 40" |
| Motor* | Voltage(V) | 380 |
| | Hertz(Hz) | 50 |
| | Phase | 3 |
| | Power(kW) | 0.25 |
| Performance | Speed(RPM) | 710 |
| | Airflow | 22000 |
| | Air velocity @ 6 M (m/s) | 3.8 |
| Dimension (mm) | WxDxH | 1140x260x1140 |

* This parameter is for reference only; the actual value may vary by product.

# Chimney Fan Series




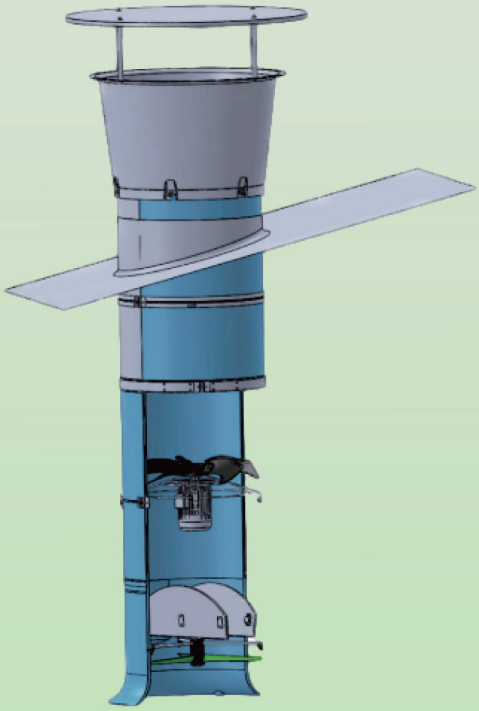

## Features & Advantages

**Large Air Flow**

Being optimized with fluid simulation design, the high-strength die-cast airfoil aluminum propeller provides large air flow to ensure adequate air circulation in the breeding house.

**Low Noise**

The smooth propeller shape and high dynamic balance accuracy makes tiny friction coefficient between the blade and air combined with small resonance during running, which ensures low noise and improves the living comfort for the animals.

**Maintenance Free**

Direct driving with high transmission efficiency and simple structure eliminates the trouble of regular belt replacement and reduces the using cost.

**Energy-efficient**

IP55 waterproof and dustproof protection, F class insulation, ultra-efficient variable frequency motor enables the fan to operate stably in the range of 5Hz to 50Hz, so as to achieve any adjustable output of air volume from 0 to the maximum.

**Anti-condensation**

Exhaust air pipe made of high-density polyurethane foam with anti-corrosion and anti-UV coating outside, heat preservation, and anti-condensation, withstand climatic extremes and solar radiation. The best choice for use in high latitude cold regions.

**Free air supply angle**

Adopting imported damper controller, the double-door damper angle is adjustable within the range of 0 to 90 degree.



# GF SERIES



## ADVANTAGES

- Support centralized operation control of multiple fans (Optional).
- It is suitable for vertical ventilation mode to realize more precise ventilation control of breeding house.

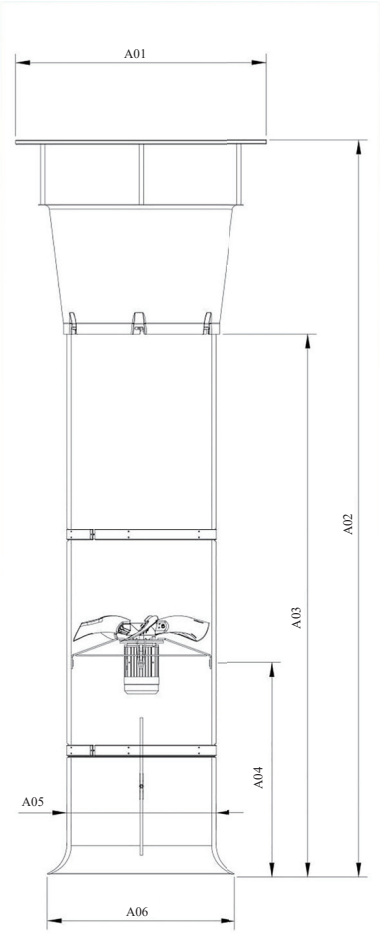


| Model No. | | GF625V3-077-00 | | GF915V3-081-00 | |
|---|---|---|---|---|---|
| Diameter of blades (inch) | | 24" | | 36" | |
| Motor* | Voltage(V) | 380 | 230 / 460 | 380 | 230 / 460 |
| | Hertz(Hz) | 50 | 60 | 50 | 60 |
| | Phase | 3 | 3 | 3 | 3 |
| | Power(kW) | 0.37 | | 0.75 | |
| | Current @ 0Pa / inH2O (A) | 1.2 | | 2.4 | |
| Performance | Pressure | Airflow | | Airflow | |
| | Pa / inH2O | (m^3/hr.) | (cfm) | (m^3/hr.) | (cfm) |
| | 0 / 0 | 14100 | 8300 | 25100 | 14770 |
| | -40 / -0.16 | 11300 | 6650 | 22400 | 13180 |
| | -60 / -0.24 | 9300 | 5470 | 20300 | 11940 |
| | Efficiency@0pa | (cmh/ Watt) | (cfm/ Watt) | (cmh/ Watt) | (cfm/ Watt) |
| | | 31.5 | 18.5 | 27 | 15.9 |
| Dimension (mm) | A01 | φ1160 | | φ1453 | |
| | A02 | φ3420 | | φ3922 | |
| | A03 | φ2520 | | φ2822 | |
| | A04 | φ995 | | φ1295 | |
| | A05 | φ688 | | φ980 | |
| | A06 | φ868 | | φ1160 | |
| | Dimension of opening (mm) | φ730 | | φ1020 | |

* This parameter is for reference only; the actual value may vary by product.

# Drum Fan Series



## Features & Advantages

**Large airflow**
Being optimized with fluid simulation design, excellent performance and large air flow to ensure adequate air circulation.

**Low noise**
High-strength nylon propeller with anti-deformation, smooth blade shape and low operating load, which ensures low noise and help to improve the comfort of animals' living environment.

**Maintenance-free**
Direct driving with high transmission efficiency and simple structure eliminates the trouble of regular belt replacement and reduces the using cost.

**Ultra-efficient motor**
IP55 waterproof and dust-proof protection, F class insulation, ultra-efficient motor with 85% efficiency enables animal producers to save breeding costs and increase profits.

**Anti-corrosion**
High molecular polymer fiberglass reinforced shell with light weight, anti-corrosion and good strength.

**Long service life**
Powder-spayed metal bracket provides good structural strength, terrific anti-rust ability and long service life.



# TF SERIES

Fans-tech



14"~20" Nylon



28" TF710 Series



28" TF710 Series



36" TF900 Series

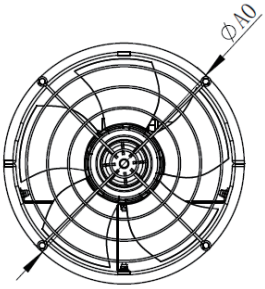





| Model No. | | TF350A2-058-00 | TF350B2-058-00 | TF450A2-058-00 | TF450B2-058-00 | TF500B2-070-00 | | TF710B2-077-00 | | TF710B2-081-00 | | TF900B2-106-00 | |
|---|---|---|---|---|---|---|---|---|---|---|---|---|---|
| Diameter of blades (inch) | | 14" | | 18" | | 20" | | 28" | | 28" | | 36" | |
| Motor* (50Hz) | Voltage(V) | 220 | 380 | 220 | 380 | 380 | | 380 | | 380 | | 380 | |
| | Hertz(Hz) | 50 | | 50 | | 50 | | 50 | | 50 | | 50 | |
| | Phase | 1 | 3 | 1 | 3 | 3 | | 3 | | 3 | | 3 | |
| | Power(kW) | 0.12 | | 0.18 | | 0.37 | | 0.75 | | 1.1 | | 1.8 | |
| | Current @ 0Pa / inH2O(A) | 0.5 | 0.3 | 1.0 | 0.5 | 1.0 | | 2.1 | | 2.5 | | 3.8 | |
| Performance (50Hz) | Pressure | Airflow | | Airflow | | Airflow | | Airflow | | Airflow | | Airflow | |
| | Pa / inH2O | (m∧3/hr.) | (cfm) | (m∧3/hr.) | (cfm) | (m∧3/hr.) | (cfm) | (m∧3/hr.) | (cfm) | (m∧3/hr.) | (cfm) | (m∧3/hr.) | (cfm) |
| | 0 / 0 | 2800 | 1650 | 4900 | 2882 | 8800 | 5180 | 15000 | 8800 | 18000 | 10600 | 27900 | 16420 |
| | -50 / -0.16 | 2300 | 1350 | 4100 | 2412 | 7840 | 4610 | 13700 | 8000 | 16700 | 9800 | 25900 | 15240 |
| | -100 / -0.24 | / | / | 2700 | 1588 | / | / | 12300 | 7235 | 15000 | 8800 | 23800 | 14000 |
| | Efficiency | (cmh/ Watt) | (cfm/ Watt) | (cmh/ Watt) | (cfm/ Watt) | (cmh/ Watt) | (cfm/ Watt) | (cmh/ Watt) | (cfm/ Watt) | (cmh/ Watt) | (cfm/ Watt) | (cmh/ Watt) | (cfm/ Watt) |
| | | 25.9 | 15.2 | 24.8 | 14.6 | 20.0 | 11.8 | 15.2 | 8.9 | 14.3 | 8.2 | 14.6 | 8.6 |
| Motor* (60Hz) | Voltage(V) | 115 / 230 | | 115 / 230 | | 115 / 230 | | 230 / 460 | | 230 / 460 | | 230 / 460 | |
| | Hertz(Hz) | 60 | | 60 | | 60 | | 60 | | 60 | | 60 | |
| | Phase | 1 | | 1 | | 1 | | 3 | | 3 | | 3 | |
| | Power(kW) | 0.12 | | 0.18 | | 0.37 | | 0.75 | | 1.1 | | 1.8 | |
| | Current @ 0Pa / inH2O (A) | 1.2/0.6 | | 2.0/1.0 | | 3.73 / 1.87 | | 4.0 / 2.0 | | 3.3 | | 6.3/3.2 | |
| Performance (60Hz) | Pressure | Airflow | | Airflow | | Airflow | | Airflow | | Airflow | | Airflow | |
| | Pa / inH2O | (m∧3/hr.) | (cfm) | (m∧3/hr.) | (cfm) | (m∧3/hr.) | (cfm) | (m∧3/hr.) | (cfm) | (m∧3/hr.) | (cfm) | (m∧3/hr.) | (cfm) |
| | 0 / 0 | 3250 | 1910 | 5170 | 3050 | 7000 | 4120 | 15000 | 8800 | 18000 | 10600 | 33100 | 19500 |
| | -50 / -0.16 | 2670 | 1570 | 4400 | 2590 | 5930 | 3490 | 13700 | 8000 | 16700 | 9800 | 30300 | 17800 |
| | -100 / -0.24 | 2320 | 1370 | 3120 | 1840 | 3480 | 2050 | 12300 | 7235 | 15000 | 8800 | 25700 | 15100 |
| | Efficiency | (cmh/ Watt) | (cfm/ Watt) | (cmh/ Watt) | (cfm/ Watt) | (cmh/ Watt) | (cfm/ Watt) | (cmh/ Watt) | (cfm/ Watt) | (cmh/ Watt) | (cfm/ Watt) | (cmh/ Watt) | (cfm/ Watt) |
| | | 18.6 | 10.9 | 16.6 | 9.8 | 21.9 | 12.9 | 15.2 | 8.9 | 14.3 | 8.2 | 15.9 | 9.4 |
| Dimension (mm) | A0 \| A1 | 400 \| 300 | | 500 \| 300 | | 500 \| 300 | | 700 \| 380 | | | | 980 \| 400 | |

* This parameter is for reference only; the actual value may vary by product.

# VTF SERIES

Fans-tech



18"、20" TF Series



28" TF710 Series



28" TF710 Series



36" TF900 Series





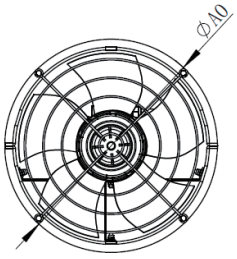





| Model No. | | VTF450V2-058-00 | | VMTF500V2-077-00 | | VMTF710V2-077-00 | | VHTF710V2-081-00 | | VHTF710V2-081-01 | | VHTF900V2-081-00 | |
|---|---|---|---|---|---|---|---|---|---|---|---|---|---|
| Diameter of blades (inch) | | 18" | | 20" | | 28" | | 28" | | 28" | | 36" | |
| Motor* | Voltage(V) | 380 | | 380 | | 380 | | 380 | | 380 | | 380 | |
| | Hertz(Hz) | 50 | | 50 | | 50 | | 50 | | 50 | | 50 | |
| | Phase | 3 | | 3 | | 3 | | 3 | | 3 | | 3 | |
| | Power(kW) | 0.18 | | 0.55 | | 0.75 | | 1.1 | | 1.8 | | 1.8 | |
| | Current @ Pa / inH2O(A) | 0.5@0Pa | | 1.0@0Pa | | 2.1@0Pa | | 2.8@200Pa | | 4.25@200Pa | | 4.3@200Pa | |
| Performance | Pressure | Airflow | | Airflow | | Airflow | | Airflow | | Airflow | | Airflow | |
| | Pa / inH2O | (m^3/hr.) | (cfm) | (m^3/hr.) | (cfm) | (m^3/hr.) | (cfm) | (m^3/hr.) | (cfm) | (m^3/hr.) | (cfm) | (m^3/hr.) | (cfm) |
| | 0 / 0 | 4900 | 2880 | 8800 | 5180 | 16200 | 9530 | 18000 | 10590 | 21880 | 12870 | 27900 | 16410 |
| | 50 / 0.2 | 4100 | 2410 | 7840 | 4610 | 14920 | 8780 | 16700 | 9830 | 20520 | 12070 | 25900 | 15240 |
| | 100 / 0.4 | 2700 | 1590 | 6480 | 3810 | 13400 | 7880 | 15000 | 8820 | 19420 | 11420 | 23800 | 14000 |
| | 120 / 0.48 | / | / | / | / | 12690 | 7470 | 14000 | 8240 | 18770 | 11040 | 23000 | 13530 |
| | 150 / 0.6 | / | / | / | / | 11580 | 6810 | 12700 | 7470 | 17730 | 10430 | 21700 | 12770 |
| | 200 / 0.8 | / | / | / | / | 9180 | 5400 | 10000 | 5880 | 15520 | 9130 | 18800 | 11060 |
| | 250/1.0 | / | / | / | / | 6810 | 4010 | 6200 | 3650 | 11330 | 6660 | / | / |
| | 300/1.2 | / | / | / | / | 4870 | 2870 | 4020 | 2670 | 6930 | 4080 | / | / |
| | Efficiency | (cmh/ Watt) | (cfm/Watt) | (cmh/ Watt) | (cfm/Watt) | (cmh/ Watt) | (cfm/Watt) | (cmh/ Watt) | (cfm/Watt) | (cmh/ Watt) | (cfm/Watt) | (cmh/ Watt) | (cfm/Watt) |
| | | 24.8 | 14.6 | 20.0 | 11.8 | 15.2 | 8.9 | 14.3 | 8.4 | 12.2 | 7.2 | 13.6 | 8 |
| Dimension (mm) | A0 | 500 | | 560 | | 770 | | 770 | | 770 | | 980 | |
| | A1 | 300 | | 320 | | 380 | | 380 | | 380 | | 400 | |
| | Dimension of opening | φ520 | | φ600 | | φ800 | | φ800 | | φ800 | | φ1000 | |
| Configuration | | Optional Butterfly Damper | | | | | | | | | | | |

* This parameter is for reference only; the actual value may vary by product.

# Features & Advantages

## 【Features】

- Big air flow: up to 17000m³/h.
- Low noise: ≤80dB.
- Large fresh air coverage: air supply distance up to 60M.
- Flexible wind direction: pitch angle 0~90° adjustable.
- Swivel casters with brake, easy to move and lock.
- Special application: suitable for misting device, misting distance is up to 30M, large-scale humidification (optional).

## 【Application】

- Industrial use: ventilation and cooling in warehouses, production sites, welding sites, painting sites, auto repairing sits, construction sites, underground sites and more.
- Commercial use: cooling and air circulation in outdoor restaurants, large-scale events, sportsgymnasiums, photo studios, or any crowded place.
- Animal breeding use: cooling and humidifying in zoos, horse stables and more.
- Planting sites use: air circulation and humidifying in flower planting greenhouse, mushroom house and more.



# BMF SERIES





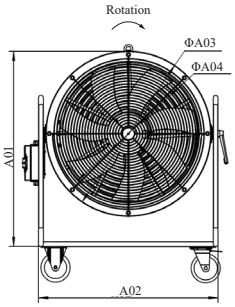


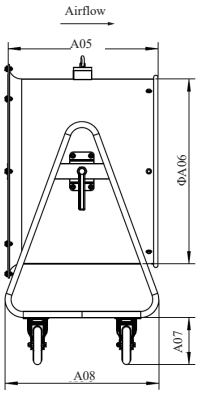


| Model No. | | BMF500B2-081-00 | | | | BMF600B2-081-00 | | | |
|---|---|---|---|---|---|---|---|---|---|
| Diameter of blades (inch) | | 20" | | | | 24" | | | |
| Motor* | Voltage(V) | 380 | 220 | 230 / 460 | 115 / 230 | 380 | 220 | 230 / 460 | 230 |
| | Hertz(Hz) | 50 | | 60 | | 50 | | 60 | |
| | Phase | 3 | 1 | 3 | 1 | 3 | 1 | 3 | 1 |
| | | *20" & 24" options include other voltages not mentioned above, 1 phase or three phase, 50Hz or 60Hz | | | | | | | |
| | Power(kW) | 0.55 | | 0.75 | 1.1 | 0.75 | | 1.5 | |
| | Current @ 0Pa / inH2O(A) | 1.4 | 2.9 | 3.1 / 1.5 | 9.3 / 4.7 | 1.7 | 4.1 | 5.2 / 2.7 | 6.7 |
| Performance | Airflow | (m∧3/hr.) | (cfm) | (m∧3/hr.) | (cfm) | (m∧3/hr.) | (cfm) | (m∧3/hr.) | (cfm) |
| | | 10000 | 5890 | 12000 | 7070 | 14000 | 8260 | 17000 | 10000 |
| | Efficiency | (cmh/ Watt) | (cfm/ Watt) | (cmh/ Watt) | (cfm/ Watt) | (cmh/ Watt) | (cfm/ Watt) | (cmh/ Watt) | (cfm/ Watt) |
| | | 16 | 9.5 | 12.6 | 7.4 | 15 | 8.8 | 12.1 | 7.1 |
| | Max air supply distance (M) | 40 | | 50 | | 50 | | 60 | |
| | Max noise level @ 1m (dB) | 77 | | 81 | | 80 | | 84 | |
| Features | Drive | Direct Drive | | | | | | | |
| | Propeller | 7-Aluminium airfoil blades | | | | | | | |
| Dimension (mm) | Size | A01 | A02 | A03 | A04 | A05 | A06 | A07 | A08 |
| | 20" | 670 | 670 | 600 | 496 | 390 | 515 | 100 | 400 |
| | 24" | 837 | 770 | 715 | 596 | 500 | 613 | 150 | 520 |

* This parameter is for reference only; the actual value may vary by product.

# VHHPF SERIES





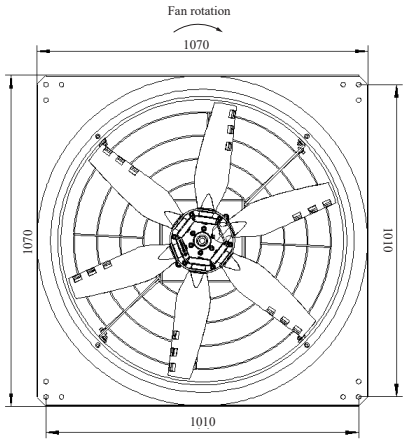


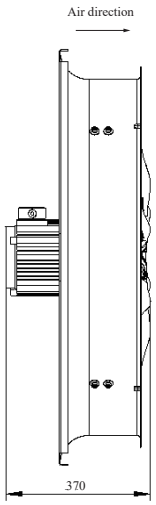


| Model No. | | VHHPF900V2-106-00 | |
|---|---|---|---|
| Diameter of blades (inch) | | 36" | |
| Motor* | Voltage(V) | 380 | |
| | Hertz(Hz) | 50 | |
| | Phase | 3 | |
| | Input Power(kW)/ inH2O | 3 | |
| | Current @ 200Pa / inH2O(A) | 6.9 | |
| | Speed(r/min) | 1450 | |
| Performance | Pressure | Airflow | |
| | Pa / inH20 | (m∧³/hr.) | (cfm) |
| | -50/-0.2 | 35200 | 20720 |
| | -100/-0.4 | 32800 | 19310 |
| | -200/-0.8 | 27300 | 16070 |
| | -250/-1.0 | 24000 | 14130 |
| | Efficiency @0Pa | (cmh/ Watt) | (cfm / Watt) |
| | | 11 | 6.5 |
| Dimension (mm) | 1070x1070x370 | | |

* This parameter is for reference only; the actual value may vary by product.

# EC Fan Series



## Features & Advantages

EC Fan Technical Specifications (English Version):

- 0-10V Analog Signal Control + RS485 Communication (Modbus RTU Protocol);
- Fault Signal Output;
- Fault Relay Alarm.

Control Modes:

- Analog Speed Control;
- Communication Speed Control;
- Hybrid Analog-Communication Control.

Starting Performance:

- Soft Start，Fast Acceleration，Superior Forward/Reverse Wind Performance.

Protection Functions:

- Phase Loss Protection;
- Overcurrent Protection;
- Under/Over Voltage Protection;
- Startup Protection;
- Locked Rotor Protection.



# ESF SERIES



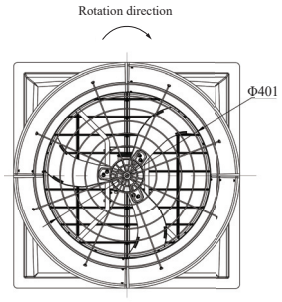


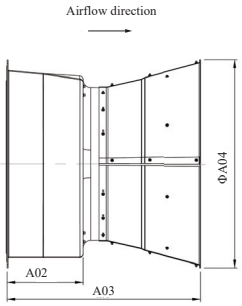


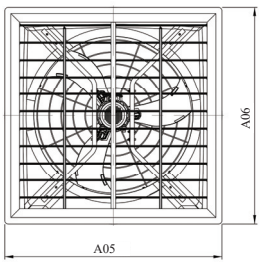


| Model No. | | ESF455F8-112-00 | | ESF625F8-112-00 | | ESF915F8-112-00 | | ESF1300F8-150-00 | | ESF1450F8-150-00 | |
|---|---|---|---|---|---|---|---|---|---|---|---|
| Diameter of blades (inch) | | 18" | | 24" | | 36" | | 51" | | 57" | |
| Motor* | Voltage(V) | 220 | 380 | 220 | 380 | 220 | 380 | 380 | | 380 | |
| | Hertz(Hz) | 50/60 | | 50/60 | | 50/60 | | 50/60 | | 50/60 | |
| | Phase | 1 | 3 | 1 | 1 | 1 | 1 | 3 | 3 | 3 | 3 |
| | Power(kW) | 0.37 | | 0.37 | | 0.75 | | 1.1 | | 1.5 | |
| | Current @ 0Pa / inH2O(A) | 1.45 | 0.8 | 3.7 | 2.17 | 4.4 | 0.95 | 3.3 | | 3.9 | |
| Performance | Pressure | Airflow | | Airflow | | Airflow | | Airflow | | Airflow | |
| | Pa / inH2O | (m∧³/hr.) | (cfm) | (m∧³/hr.) | (cfm) | (m∧³/hr.) | (cfm) | (m∧³/hr.) | (cfm) | (m∧³/hr.) | (cfm) |
| | 0 / 0 | 6900 | 4060 | 12500 | 7350 | 22000 | 12940 | 45000 | 26470 | 58000 | 34120 |
| | -25 / -0.1 | 6390 | 3760 | 11440 | 6730 | 20000 | 11760 | 42000 | 24710 | 54000 | 31760 |
| | -50 / -0.2 | 5710 | 3360 | 9920 | 5840 | 17000 | 10000 | 35000 | 20590 | 48000 | 28240 |
| | Efficiency | (cmh/ Watt) | (cfm/Watt) | (cmh/ Watt) | (cfm/Watt) | (cmh/ Watt) | (cfm/Watt) | (cmh/ Watt) | (cfm/Watt) | (cmh/ Watt) | (cfm/Watt) |
| | | 23 | 14 | 24.4 | 14 | 36 | 21 | 32 | 19 | 30 | 18 |
| Dimension (mm) | A01 | 455 | | 625 | | 915 | | 1290 | | 1450 | |
| | A02 | 368 | | 373 | | 272 | | 262 | | 433 | |
| | A03 | 892 | | 987 | | 1162 | | 1176 | | 1330 | |
| | A04 | 596 | | 806 | | 1125 | | 1504 | | 1649 | |
| | A05 | 720 | | 903 | | 1170 | | 1522 | | 1710 | |
| | A06 | 720 | | 903 | | 1170 | | 1522 | | 1710 | |
| | Dimension of opening (mm) | 615x615 | | 805x805 | | 1090x1090 | | 1460x1460 | | 1635x1635 | |

* This parameter is for reference only; the actual value may vary by product.

# EMPF SERIES



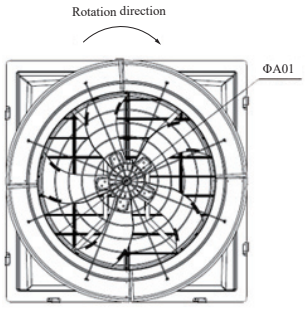


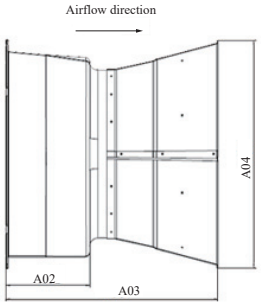


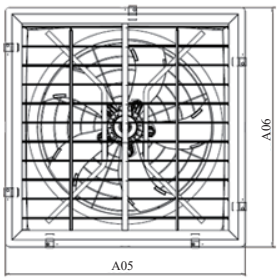


| Model No. | | EMPF625F8-112-00 | | EMPF915F8-112-00 | | EMPF1300F8-150-00 | | EMPF1450F8-150-00 | |
|---|---|---|---|---|---|---|---|---|---|
| Diameter of blades (inch) | | 24" | | 36" | | 51" | | 57" | |
| Motor* | Voltage(V) | 380 | | 380 | | 380 | | 380 | |
| | Hertz(Hz) | 50 | | 50 | | 50 | | 50 | |
| | Phase | 3 | | 3 | | 3 | | 3 | |
| | Power(kW) | 0.75 | | 0.75 | | 1.8 | | 2.5 | |
| | Current @ 0Pa / inH2O(A) | 1.5 | | 2 | | 3.6 | | 5.3 | |
| Performance | Pressure | Airflow | | Airflow | | Airflow | | Airflow | |
| | Pa / inH2O | (m∧³/hr.) | (cfm) | (m∧³/hr.) | (cfm) | (m∧³/hr.) | (cfm) | (m∧³/hr.) | (cfm) |
| | 0 / 0 | 17100 | 10060 | 25000 | 14710 | 45500 | 26760 | 66500 | 39120 |
| | -25 / -0.1 | 16300 | 9590 | 22700 | 13350 | 42800 | 25180 | 62000 | 36470 |
| | -50 / -0.2 | 15500 | 9120 | 20500 | 12060 | 39700 | 23350 | 58500 | 34410 |
| | -75 / -0.3 | 14500 | 8530 | 19400 | 11410 | 35900 | 21120 | 50500 | 29710 |
| | -100 / -0.4 | 13500 | 7940 | 16500 | 9710 | 32700 | 19240 | 44600 | 26240 |
| | -125/-0.5 | 12200 | 7180 | 13500 | 7940 | 30500 | 17940 | 34500 | 20290 |
| | Efficiency @100Pa/ 0.4 inH2O | (cmh/ Watt) | (cfm/Watt) | (cmh/ Watt) | (cfm/Watt) | (cmh/ Watt) | (cfm/Watt) | (cmh/ Watt) | (cfm/Watt) |
| | | 12.4 | 7.3 | 14.5 | 8.5 | 15.2 | 8.9 | 16.7 | 9.8 |
| Dimension (mm) | A01 | 625 | | 915 | | 915 | | 1450 | |
| | A02 | 373 | | 272 | | 272 | | 433 | |
| | A03 | 987 | | 1162 | | 1162 | | 1330 | |
| | A04 | 850 | | 1125 | | 1125 | | 1649 | |
| | A05 | 903 | | 1170 | | 1170 | | 1710 | |
| | A06 | 903 | | 1170 | | 1170 | | 1710 | |
| | Dimension of opening (mm) | 805x805 | | 1090x1090 | | 1090x1090 | | 1635x1635 | |

* This parameter is for reference only; the actual value may vary by product.

# EMPF(Butterfly doors)



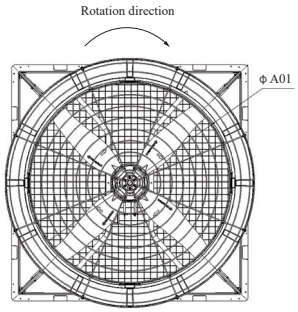


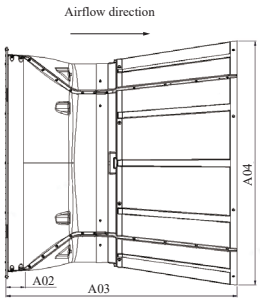


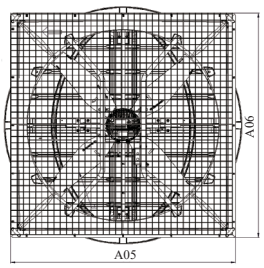


| Model No. | | EMPF1300F8-150-04 | |
|---|---|---|---|
| Diameter of blades (inch) | | 51" | |
| Motor* | Voltage(V) | 380 | |
| | Hertz(Hz) | 50 | |
| | Phase | 3 | |
| | Power(kW) | 1.5 | |
| | Current @ 75Pa / inH2O(A) | 3.15 | |
| Performance | Pressure | Airflow | |
| | Pa / inH2O | (m^3/hr.) | (cfm) |
| | 0 / 0 | 52900 | 31120 |
| | -25 / -0.1 | 49400 | 29060 |
| | -50 / -0.2 | 45000 | 26470 |
| | -75 / -0.3 | 40400 | 23770 |
| | -100 / -0.4 | 33900 | 19940 |
| | -125/-0.5 | 20500 | 12060 |
| | Efficiency @75Pa/0.3 inH2O | (cmh/ Watt) | (cfm/Watt) |
| | | 21.7 | 12.8 |
| Dimension (mm) | A01 | 1295 | |
| | A02 | 262 | |
| | A03 | 1542 | |
| | A04 | 1627 | |
| | A05 | 1540 | |
| | A06 | 1540 | |
| | Dimension of opening (mm) | 1460x1460 | |

* This parameter is for reference only; the actual value may vary by product.

# EBT SERIES





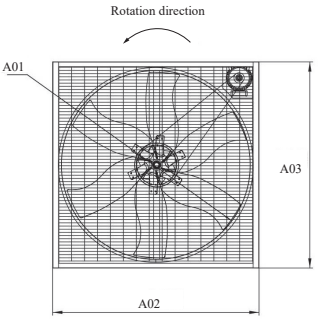


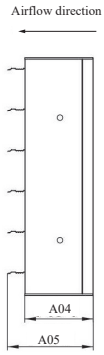


| Model No. | | EBT1270F8-112-00 | |
|---|---|---|---|
| Diameter of blades (inch) | | 50" | |
| Motor* | Voltage(V) | 380 | |
| | Hertz(Hz) | 50 | |
| | Phase | 3 | |
| | Power(kW) | 1.1 | |
| | Current @ 0Pa / inH2O(A) | 2.3 | |
| Performance | Pressure | Airflow | |
| | Pa / inH2O | (m∧³/hr.) | (cfm) |
| | 0 / 0 | 40000 | 23540 |
| | -25 / -0.1 | 36000 | 21190 |
| | -50 / -0.2 | 30700 | 18070 |
| | Efficiency | (cmh/ Watt) | (cfm/Watt) |
| | | 30.5 | 18 |
| Dimension (mm) | A01 | 1270 | |
| | A02 | 1380 | |
| | A03 | 1380 | |
| | A04 | 450 | |
| | A05 | 500 | |
| | Dimension of opening (mm) | 1400x1400 | |

* This parameter is for reference only; the actual value may vary by product.

# EQT SERIES

Fans-tech





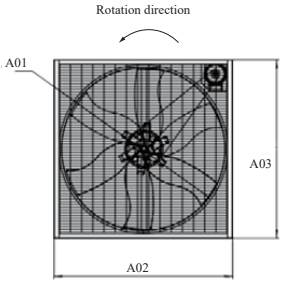





| Model No. | | EQT1270F8-112-00 | |
|---|---|---|---|
| Diameter of blades (inch) | | 50" | |
| Motor* | Voltage(V) | 380 | |
| | Hertz(Hz) | 50 | |
| | Phase | 3 | |
| | Power(kW) | 1.1 | |
| | Current @ 0Pa / inH2O(A) | 2.5 | |
| Performance | Pressure | Airflow | |
| | Pa / inH2O | (m∧³/hr.) | (cfm) |
| | 0 / 0 | 39400 | 23190 |
| | -25 / -0.1 | 35400 | 20830 |
| | -50 / -0.2 | 30800 | 18130 |
| | Efficiency | (cmh/ Watt) | (cfm/Watt) |
| | | 27 | 15.9 |
| Dimension (mm) | A01 | 1270 | |
| | A02 | 1380 | |
| | A03 | 1380 | |
| | A04 | 450 | |
| | A05 | 500 | |
| | Dimension of opening (mm) | 1400x1400 | |

* This parameter is for reference only; the actual value may vary by product.

# ELBT SERIES

Fans-tech





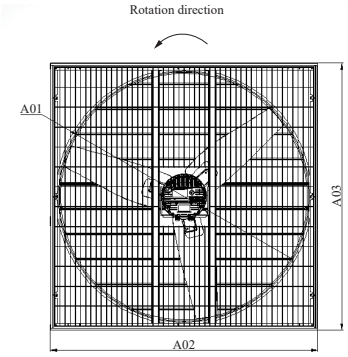


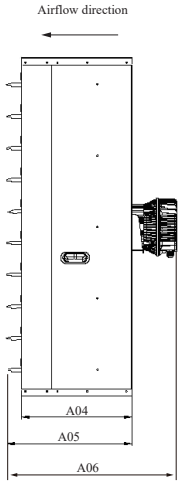


| Model No. | | ELBT1270F8-150-00 | | ELBT1270F8-150-01 | |
|---|---|---|---|---|---|
| Diameter of blades (inch) | | 50" | | 50" | |
| Motor* | Voltage(V) | 380 | | 380 | |
| | Hertz(Hz) | 50 | | 50 | |
| | Phase | 3 | | 3 | |
| | Power(kW) | 1.1 | | 1.5 | |
| | Current @ 0Pa / inH2O(A) | 2.5 | | 3.3 | |
| Performance | Pressure | Airflow | | Airflow | |
| | Pa / inH2O | (m∧³/hr.) | (cfm) | (m∧³/hr.) | (cfm) |
| | 0 / 0 | 42000 | 24710 | 45600 | 26820 |
| | -25 / -0.1 | 38000 | 22350 | 41000 | 24120 |
| | -50 / -0.2 | 33000 | 19410 | 33800 | 19880 |
| | Efficiency | (cmh/ Watt) | (cfm/Watt) | (cmh/ Watt) | (cfm/Watt) |
| | | 29 | 17.1 | 26.5 | 15.6 |
| Dimension (mm) | A01 | 1270 | | | |
| | A02 | 1380 | | | |
| | A03 | 1380 | | | |
| | A04 | 450 | | | |
| | A05 | 500 | | | |
| | A06 | 680 | | | |
| | Dimension of opening (mm) | 1400x1400 | | | |

* This parameter is for reference only; the actual value may vary by product.

# E-YNF-III SERIES

Fans-tech





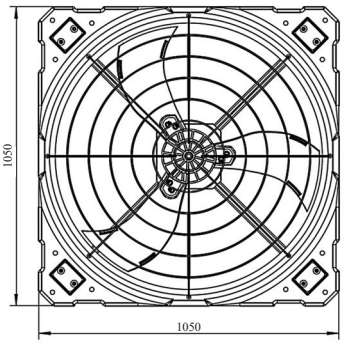


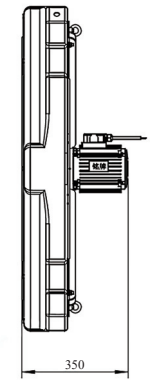


| Model No. | | EYNF915F8-077-00 | |
|---|---|---|---|
| Diameter of blades (inch) | | 36" | |
| Motor* | Voltage(V) | 380 | |
| | Hertz(Hz) | 50 | |
| | Phase | 3 | |
| | Power(kW) | 0.25 | |
| Performance | Speed(RPM) | 710 | |
| | Airflow | (m∧³/hr.) | (cfm) |
| | | 23200 | 13650 |
| | Air velocity @ 6 M(m/s) | 3.8 | |
| Dimension(mm) | WxDxH | 1050x350x1050 | |

* This parameter is for reference only; the actual value may vary by product.

# EGF SERIES



## Features & Advantages

- Support 0-10V analog signal control and RS485 communication protocol.
- Suitable for European-style vertical ventilation mode, enabling more precise ventilation control in livestock houses.

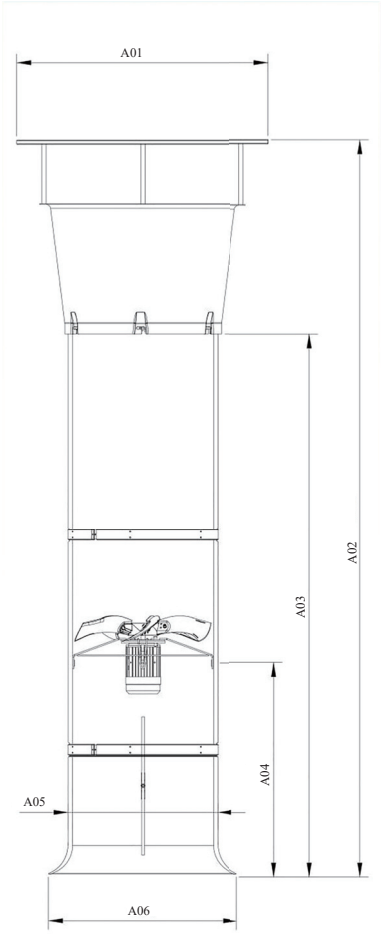


| Model No. | | EGF625V3-077-00 | | EGF915V3-081-00 | |
|---|---|---|---|---|---|
| Diameter of blades (inch) | | 24" | | 36" | |
| Motor* | Voltage(V) | 380 | 230 / 460 | 380 | 230 / 460 |
| | Hertz(Hz) | 50 | 60 | 50 | 60 |
| | Phase | 3 | | 3 | |
| | Power(kW) | 0.37 | | 0.75 | |
| | Current @ 0Pa / inH2O(A) | 1.2 | | 2.4 | |
| Performance | Pressure | Airflow | | Airflow | |
| | Pa / inH2O | (m∧3/hr.) | (cfm) | (m∧3/hr.) | (cfm) |
| | 0 / 0 | 14100 | 8290 | 25100 | 14770 |
| | -40 / -0.16 | 11300 | 6650 | 22400 | 13180 |
| | -60 / -0.24 | 9300 | 5470 | 20300 | 11940 |
| | Efficiency | (cmh/ Watt) | (cfm/Watt) | (cmh/ Watt) | (cfm/Watt) |
| | | 33.4 | 19.7 | 28.7 | 16.9 |
| Dimension (mm) | A01 | φ1160 | | φ1453 | |
| | A02 | φ3420 | | φ3922 | |
| | A03 | φ2520 | | φ2822 | |
| | A04 | φ995 | | φ1295 | |
| | A05 | φ688 | | φ980 | |
| | A06 | φ868 | | φ1160 | |
| | Dimension of opening (mm) | φ730 | | φ1020 | |

* This parameter is for reference only; the actual value may vary by product.

# ETF SERIES

Fans-tech



18" ETF450
20" EMTF500



28"
EHTF 1.1kW



28"
EHTF 1.5、1.8kW



36"
EHTF900

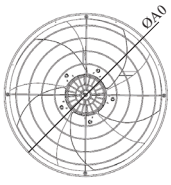





| Model No. | | ETF450F8-112-00 | | EMTF500F8-112-01 | | EMTF710F8-112-00 | | EHTF710F8-112-00 | | EHTF710F8-150-05 | | EHTF710F8-150-00 | | EHTF710F8-150-03 | | EHTF900F8-150-00 | | EHTF900F8-150-01 | |
|---|---|---|---|---|---|---|---|---|---|---|---|---|---|---|---|---|---|---|---|
| Diameter of blades (inch) | | 18" | | 20" | | 28" | | 28" | | 28" | | 28" | | 28" | | 36" | | 36" | |
| Motor* | Voltage(V) | 380 | | 380 | | 380 | | 380 | | 380 | | 380 | | 380 | | 380 | | 380 | |
| | Hertz(Hz) | 50 | | 50 | | 50 | | 50 | | 50 | | 50 | | 50 | | 50 | | 50 | |
| | Phase | 3 | | 3 | | 3 | | 3 | | 3 | | 3 | | 3 | | 3 | | 3 | |
| | Power(kW) | 0.18 | | 0.55 | | 0.75 | | 1.1 | | 1.5 | | 1.8 | | 2.2 | | 1.8 | | 3 | |
| | Current @ Pa / inH2O(A) | 0.53@200Pa | | 1.05@0Pa | | 2.0@0Pa | | 2.24@200Pa | | 2.9@200Pa | | 3.19@200Pa | | 2.88@200Pa | | 3.48@200Pa | | 5.6@200Pa | |
| Performance | Pressure | Airflow | | Airflow | | Airflow | | Airflow | | Airflow | | Airflow | | Airflow | | Airflow | | Airflow | |
| | Pa / inH2O | (m∧3/hr.) | (cfm) | (m∧3/hr.) | (cfm) | (m∧3/hr.) | (cfm) | (m∧3/hr.) | (cfm) | (m∧3/hr.) | (cfm) | (m∧3/hr.) | (cfm) | (m∧3/hr.) | (cfm) | (m∧3/hr.) | (cfm) | (m∧3/hr.) | (cfm) |
| | 0 / 0 | 4900 | 2880 | 8490 | 4990 | 16200 | 9530 | 17840 | 10490 | 19550 | 11500 | 21900 | 12880 | 25400 | 14940 | 28860 | 16980 | 36440 | 21440 |
| | 50 / 0.2 | 4100 | 2530 | 7750 | 4560 | 14900 | 8770 | 16600 | 9770 | 18260 | 10740 | 20560 | 12090 | 24000 | 14120 | 26650 | 15680 | 34900 | 20530 |
| | 100 / 0.4 | 3350 | 1970 | 6900 | 4060 | 13500 | 7940 | 14710 | 8650 | 16690 | 9820 | 19150 | 11260 | 22660 | 13330 | 24150 | 14210 | 32960 | 19390 |
| | 120 / 0.48 | / | / | 6500 | 3820 | 12700 | 7470 | 13470 | 7920 | 16110 | 9480 | 18500 | 10880 | 21800 | 12820 | 22860 | 13450 | 32144 | 18910 |
| | 150 / 0.6 | / | / | 5500 | 3240 | 10250 | 6030 | 12500 | 7350 | 14840 | 8730 | 17460 | 10270 | 20800 | 12240 | 21640 | 12730 | 30920 | 18190 |
| | 200 / 0.8 | / | / | / | / | 9330 | 5490 | 9940 | 5850 | 12450 | 7320 | 15240 | 8960 | 18560 | 10920 | 18850 | 11090 | 27100 | 15950 |
| | 250/1.0 | / | / | / | / | 7170 | 4220 | / | / | 9540 | 5610 | 12160 | 7150 | 14880 | 8750 | 15240 | 8970 | 22830 | 13430 |
| | 300/1.2 | / | / | / | / | 5190 | 3050 | / | / | 4600 | 2710 | 7850 | 4620 | 9580 | 5640 | 11330 | 6670 | 19740 | 11610 |
| | Efficiency | (cmh/ Watt) | (cfm/Watt) | (cmh/ Watt) | (cfm/Watt) | (cmh/ Watt) | (cfm/Watt) | (cmh/ Watt) | (cfm/Watt) | (cmh/ Watt) | (cfm/Watt) | (cmh/ Watt) | (cfm/Watt) | (cmh/ Watt) | (cfm/Watt) | (cmh/ Watt) | (cfm/Watt) | (cmh/ Watt) | (cfm/Watt) |
| | | 20.4 | 12.0 | 18.7 | 11 | 15.2 | 8.9 | 17.3 | 10.2 | 12.2 | 7.2 | 13.1 | 7.7 | 10.3 | 6.1 | 15.6 | 9.2 | 10.7 | 6.3 |
| Dimension (mm) | A0 | 500 | | 560 | | 770 | | 770 | | 770 | | 770 | | 770 | | 980 | | 980 | |
| | A1 | 300 | | 320 | | 380 | | 380 | | 380 | | 380 | | 380 | | 400 | | 400 | |

* This parameter is for reference only; the actual value may vary by product.

# EHPF710 SERIES



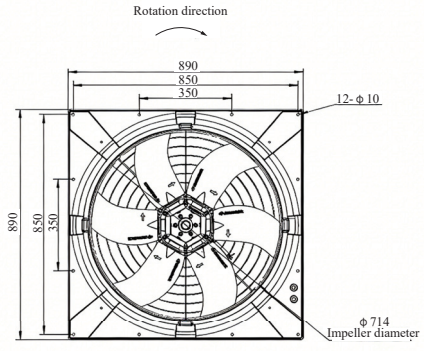


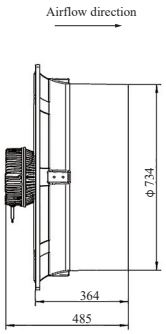


| Model No. | | EHPF710F8-150-00 | |
|---|---|---|---|
| Diameter of blades (inch) | | 28" | |
| Motor* | Voltage(V) | 380 | |
| | Hertz(Hz) | 50 | |
| | Phase | 3 | |
| | Power(kW) | 2.2 | |
| | Current @ Pa / inH2O(A) | 3.54 | |
| | Speed(r/min) | 1450 | |
| Performance | Pressure | Airflow | |
| | Pa / inH2O | (m^3/hr.) | (cfm) |
| | 0 / 0 | 25180 | 14810 |
| | 50 / 0.2 | 24210 | 14240 |
| | 100 / 0.4 | 23160 | 13620 |
| | 150 / 0.6 | 22060 | 12980 |
| | 200 / 0.8 | 20810 | 12240 |
| | 250 / 1.0 | 19280 | 11340 |
| | 300 / 1.2 | 17320 | 10190 |
| | Efficiency | (cmh/ Watt) | (cfm/Watt) |
| | | 11.4 | 6.7 |
| Dimension (mm) | 890x890x485 | | |

* This parameter is for reference only; the actual value may vary by product.

# EDF SERIES





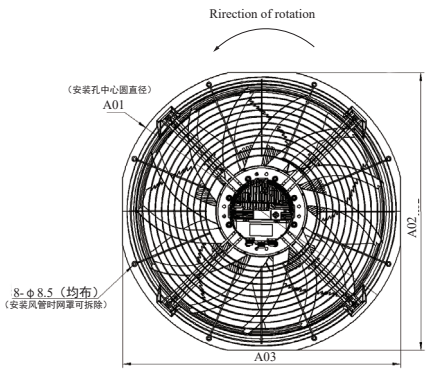


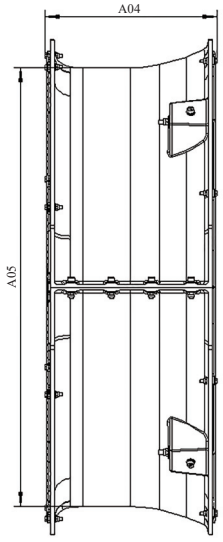


| Model No. | | EDF860F5-150-02 | |
|---|---|---|---|
| Diameter of blades (inch) | | 34" | |
| Motor* | Voltage(V) | 380 | 230/460 |
| | Hertz(Hz) | 50/60 | 50/60 |
| | Phase | 3 | |
| | Power(kW) | 2.5 | |
| | Current @ 0Pa / inH2O (A) | 3.8 | |
| Performance | Pressure | Airflow | |
| | Pa / inH2O | (m^3/hr.) | (cfm) |
| | 100 / 0.4 | 25600 | 15160 |
| | 150 / 0.6 | 23900 | 14060 |
| | 200 / 0.8 | 22200 | 13060 |
| | 250/1.0 | 20300 | 11940 |
| | 300/1.2 | 18100 | 10650 |
| | 350/1.4 | 15100 | 8890 |
| | Efficiency | (cmh/ Watt) | (cfm / Watt) |
| | | 14.4 | 8.5 |
| Dimension (mm) | A01 | 1025 | |
| | A02 | 996 | |
| | A03 | 996 | |
| | A04 | 353 | |
| | A05 | 890 | |

* This parameter is for reference only; the actual value may vary by product.

# EHPF910 SERIES





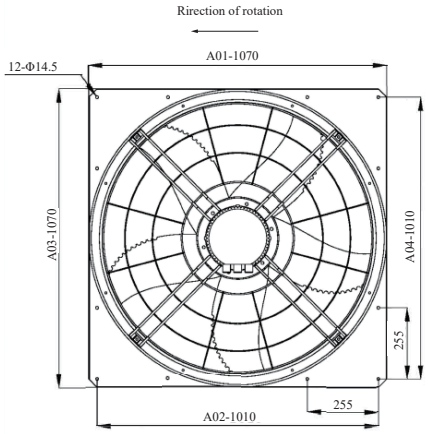


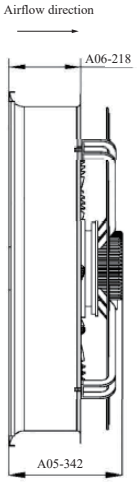


| Model No. | | EHPF910F5-150-00 | | EDF910F5-150-02 | |
|---|---|---|---|---|---|
| Diameter of blades (inch) | | 36" | | 36" | |
| Motor* | Voltage(V) | 380 | | | |
| | Hertz(Hz) | 50/60 | | | |
| | Phase | 3 | | | |
| | Input Power（W）@200Pa / inH2O | 3200 | | | |
| | Current @ 200Pa / inH2O (A) | 5.6 | | 5.7 | |
| Performance | Pressure | Airflow | | Airflow | |
| | Pa / inH20 | (m∧3/hr.) | (cfm) | (m∧3/hr.) | (cfm) |
| | 100 / 0.4 | 35400 | 20820 | 32900 | 19350 |
| | 150 / 0.6 | 32200 | 18940 | 30700 | 18060 |
| | 200 / 0.8 | 29200 | 17180 | 27600 | 16240 |
| | 250 / 1.0 | 25000 | 14710 | 23200 | 13650 |
| | 300 / 1.2 | 15500 | 9120 | 14100 | 8290 |
| | Efficiency | (cmh/ Watt) | (cfm / Watt) | (cmh/ Watt) | (cfm / Watt) |
| | | 21.4 | 12.6 | 16.8 | 9.9 |
| Dimension (mm) | A01 | 1070 | | | |
| | A02 | 1010 | | | |
| | A03 | 1070 | | | |
| | A04 | 1010 | | | |
| | A05 | 1020 | | 342 | |
| | A05 | 218 | | | |
| Configuration | | With a scooping cone | | / | |

* This parameter is for reference only; the actual value may vary by product.

# EHPF910 SERIES





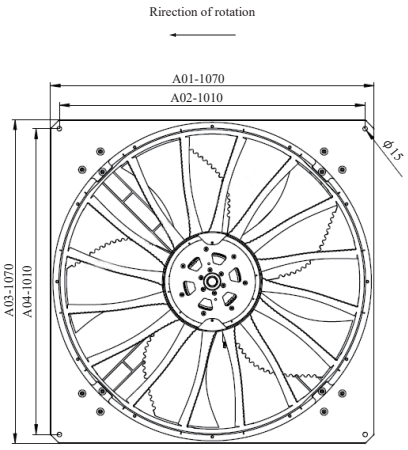


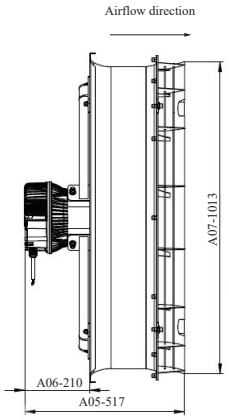


| Model No. | | EHPF910F8-150-01 | |
|---|---|---|---|
| Diameter of blades (inch) | | 36" | |
| Motor* | Voltage(V) | 380 | |
| | Hertz(Hz) | 50/60 | |
| | Phase | 3 | |
| | Input Power（KW）@200Pa / inH2O | 3.5 | |
| | Current @ 200Pa / inH2O(A) | 6.5 | |
| Performance | Pressure | Airflow | |
| | Pa / inH20 | (m∧³/hr.) | (cfm) |
| | 100 / 0.4 | 35500 | 20900 |
| | 150 / 0.6 | 33200 | 19540 |
| | 200 / 0.8 | 31000 | 18250 |
| | 250/1.0 | 31000 | 18250 |
| | 300/1.2 | 31000 | 18250 |
| | Efficiency | (cmh/ Watt) | (cfm / Watt) |
| | | 8.5 | 5 |
| Dimension (mm) | A01 \| A02 \| A03 \| A04 \| A05 \| A06 \| A07 | | |
| | 1070 \| 1010 \| 1070 \| 1010 \| 517 \| 210 \| 1013 | | |
| Configuration | With guide vanes | | |

* This parameter is for reference only; the actual value may vary by product.

# EHPF910 SERIES






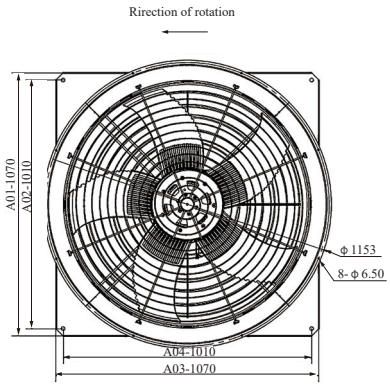


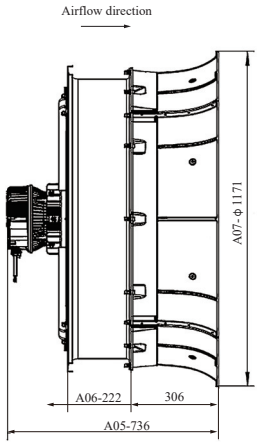


| Model No. | | EHPF910F8-150-04 | |
|---|---|---|---|
| Diameter of blades (inch) | | 36" | |
| Motor* | Voltage(V) | 380 | |
| | Hertz(Hz) | 50/60 | |
| | Phase | 3 | |
| | Input Power（KW）@200Pa / inH2O | 3.5 | |
| | Current @ 200Pa / inH2O(A) | 6.3 | |
| | Speed(r/min) | 1160 | |
| Performance | Pressure | Airflow | |
| | Pa / inH20 | (m∧³/hr.) | (cfm) |
| | 100 / 0.4 | 36200 | 21290 |
| | 150 / 0.6 | 34200 | 20120 |
| | 200 / 0.8 | 32100 | 18880 |
| | 250/1.0 | 28600 | 16820 |
| | 300/1.2 | 26200 | 15410 |
| | Efficiency | (cmh/ Watt) | (cfm / Watt) |
| | | 9.1 | 5.4 |
| Dimension (mm) | A01 \| A02 \| A03 \| A04 \| A05 \| A06 \| A07 | | |
| | 1070 \| 1010 \| 1070 \| 1010 \| 736 \| 222 \| 1171 | | |
| Configuration | With guide vanes and a scooping cone | | |

* This parameter is for reference only; the actual value may vary by product.

# Direct-Drive Permanent Magnet Energy-Saving Large Ceiling Fan



# Eight Major Advantages



Extre-large air volume

Safe and reliable

Energy-efficient

Long service life

Natural ventilation

Dehumidification and moisture-proof

Cooling of the human body

Ten-year warranty for permanent magnet motors

## 【Large Air Flow】

**7.3m Measured Airflow: 17,900m³/min – 15% Higher Than Competing Products**

Featuring a reinforced aluminum-magnesium wide-edge airfoil design, it delivers 15% greater airflow than comparable market products, ensuring wider coverage. The same space can be effectively cooled with fewer large ceiling fans, reducing the total number needed for expansive workshops and industrial facilities.

## 【Safe & Reliable】

**Aluminum-Magnesium Alloy Blades with Innovative Safety Design**

Aluminum and magnesium mixed material fan blades, lightweight, tough, and excellent anti-collision performance; stable and low noise during operation, and the dynamic static loads acting on the factory structure are scientific and reasonable, ensuring safer and more reliable operation.

## 【Natural ventilation】

**Incoming wind is natural, which helps to improve the ambient air quality**

The big ceiling fan will circulate the air in the entire place, dispelling the smoke, dampness, various waste gases and poor quality air at the bottom of place, and improving the working environment for the staff.

## 【Dehumidification and moisture prevention】

**Promote air circulation, reduce moisture retention**

Promote the air circulation of the entire space, blow away and discharge smoke, dampness, so as to improve the air quality, obtain a healthy, dry, and also avoid other ventilation schemes that are prone to noise, dampness and odors.

## 【High Energy Efficiency】

**14m³/(min·W) Airflow per Watt at 7.3m Diameter - 40% Higher Than Industry Average**

With a 7.3-meter diameter, it delivers an impressive airflow of 17,900 m³/min while consuming only 1.25KW - achieving remarkable energy efficiency.

## 【Long Durability】

**High-Quality Product with Superior Performance**

Strict refined production and international quality system control, strengthening the selection of product raw materials, to ensure the product life of more than 18 years.

## 【Personal Cooling】

**360° Omnidirectional Air Circulation**

The direct-drive permanent magnet energy-saving ceiling fan generates a natural breeze that promotes sweat evaporation and heat dissipation, delivering a remarkable cooling effect of 7°C-10°C for immediate and refreshing comfort.

## 【Permanent Magnet Motor with 10-Year Warranty】

**10-Year Warranty | Maintenance-Free | Hassle-Free Operation**

Uses high-grade NdFeB magnets (130°C stable) with IP56 protection and built-in cooling, ensuring longer fan lifespan.

1. Fans-tech direct-drive variable frequency permanent magnet large ceiling fan series adopts high-strength aviation-grade aluminum alloy, aerodynamic airfoil profile, and internal bladerib reinforcement system to prevent fatigue damage to connecting components caused by blade tip deflection. For example, the 7.3-meter diameter model delivers an airflow of 17900 $m^3$/min with only 1.25kw power consumption, achieving an airflow per watt of 14$m^3$/(min·w)-44% higher than comparable products in the market.

2. Premium materials, advanced design, dust-free workshop, dedicated equipment, and strict quality control-meticulously crafted with excellence.

3. Featuring high air volume, low energy consumption, reduced dynamic/static loads on building structures, and low operating costs, equipped with permanent magnet variable frequency direct-drive motors.

4. Suitable for multiple application scenarios including: livestock farming, vehicle manufacturing, automotive parts production, aerospace, rail transit, metal processing,logistics transportation, warehousing/storage, and sports venues.



| Model No. | Diameter（m） | Number of blades | Maximum air volume（$m^3$/min） | Power（KW） | Voltage（V） | Rotational speed（r/min） | Air velocitye ≥1.5m/s | Best coverage area（$m^2$） | Weight（kg） |
|---|---|---|---|---|---|---|---|---|---|
| FT-DS78 | 7.8 | 6 | 19200 | 1.5 | 220/380 | 10-53 | 950 | 1600 | 119 |
| FT-DS73 | 7.3 | 6 | 17900 | 1.25 | 220/380 | 10-58 | 850 | 1350 | 105 |
| FT-DS67 | 6.7 | 6 | 15500 | 1.0 | 220/380 | 10-60 | 700 | 1260 | 101 |
| FT-DS61 | 6.1 | 6 | 13900 | 0.75 | 220/380 | 10-63 | 630 | 1100 | 98 |
| FT-DS55 | 5.5 | 6 | 12300 | 0.7 | 220/380 | 10-65 | 500 | 950 | 95 |
| FT-DS50 | 5.0 | 6 | 10700 | 0.6 | 220/380 | 10-70 | 380 | 710 | 93 |

* This parameter is for reference only; the actual value may vary by product.

# Installation Requirements

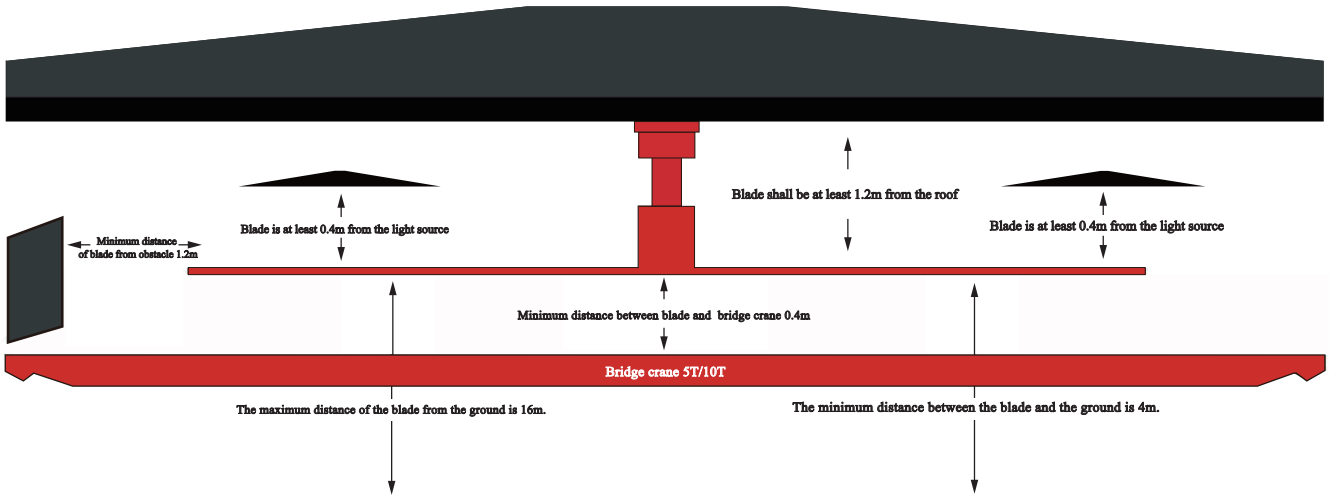


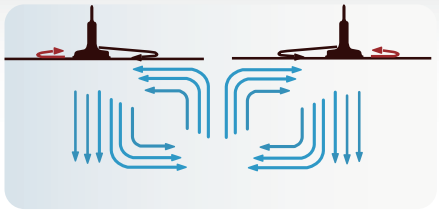

**Semi-Enclosed Spaces – Optimized Air Renewal Efficiency**

In a semi-open space, the direct drive permanent magnet energy-saving big ceiling fan, in operation, drives the air in the space to move downwards allowing the fresh outdoor air to automatically fill the negative pressure area in the space, and can provide a large amount of cool fresh air to the working area to the maximum extent

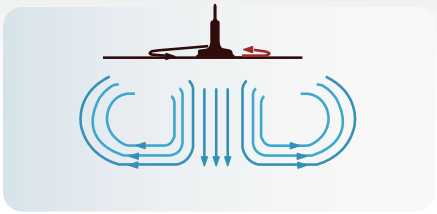

**Closed Spaces – Large-Scale Air Circulation**

There is no airflow in a confined space, so it can make people feel stuffy. The direct drive permanent magnet energy-saving big ceiling fan 30% full coverage air supply mode can help the confined space to form an air circulation, produce cool fresh air, and bring a comfortable feeling to the users.

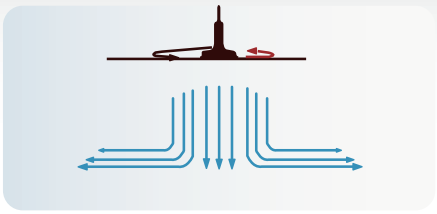

**Multi-Fan Synergistic Airflow System**

Regardless of whether it is an enclosed space or an open space, when the total area of the space is too large, it is difficult for a single fan effectively provide the effect of heat dissipation and air circulation. In this case, using multiple direct-drive permanent magnet energy-saving large ceiling fans, under reasonable layout, can form an circulation between the fans, effectively cooling and refreshing the air.

# Excellence in Engineering Design



**Energy-Efficient Power System Design**

Pure copper winding, low iron loss efficient SG50WH470 silicon steel, high quality N38SH neodymium iron boron magnet material, imported NSK bearings, energy saving and electricity saving, stable performance, low noise. IP56 protection grade, strictly prevent rain and dust from entering the : main motor chamber, ensuring the service life of the motor.



**Safety-Centric Engineering Design**

The overall connection structure adopts multiple protective functions, such as anti-loosening protection for bolts, blade fixation mechanism, steel wire locks with multiple-top protective functions, and protective functions for power lines, etc.



**Intelligent Protection & Control System**

Proprietary VFD control system for large industrial ceiling fans, self-developed for maximum stability. Provides multiple protections (including over-current /under-current protection, over-voltage/under-voltage protection, and overload protection) stepless speed control, low vibration/noise operation, and real-time monitoring of all operational parameters including RPM, voltage, current, and frequency.

# Centrifugal Fan Series





# Features & Advantages

## 【Application】

- High air flow: up to 5300m³/h.
- Total pressure: up to 700Pa.
- Special application: suitable for central air conditioning, cleanroom equipment, pressurized ventilation, and air exchange in factories, hotels, shopping malls, and other buildings.

## 【Features】

- The fan features a forward-curved, multi-blade, double-inlet impeller design, providing high airflow capacity and pressure performance.
- Equipped with a direct-coupled motor, it minimizes mechanical noise while guaranteeing reliable performance during prolonged operation.
- The three-phase fan is available with optional variable frequency drive (VFD) control, providing flexible performance adjustment for different operational demands.
- This fan series is strictly prohibited from conveying gas media exceeding 40°C.



# DH SERIES





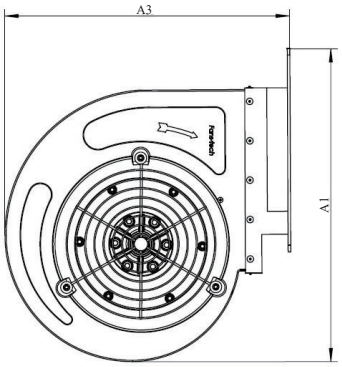


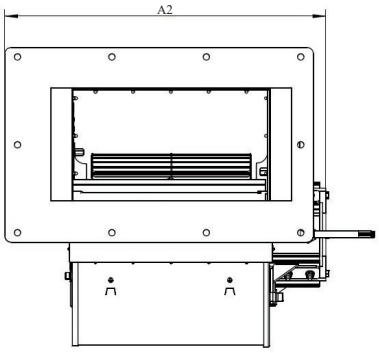


| Model No. | | DH255B2-081-00 | | DH280B2-081-00 | |
|---|---|---|---|---|---|
| Dimensions (mm) | | 255 | | 280 | |
| Motor* | Voltage (V) | 400 | 690 | 400 | 690 |
| | Hertz (Hz) | 50 | | 50 | |
| | Phase | 3 | | 3 | |
| | Power (kW) | 0.75 | | 1.8 | |
| | Current @ 0Pa / inH2O (A) | 1.8 | 1 | 4.8 | 2.8 |
| Performance | Airflow | (m∧³/hr.) | (cfm) | (m∧³/hr.) | (cfm) |
| | | 3200 @ 300pa | 1883@300pa | 4000 @ 400pa | 2354@400pa |
| | Maximum Noise Level@1m (dB) | 83 | | 83 | |
| Dimension (mm) | A1 | 475 | | 470 | |
| | A2 | 500 | | 500 | |
| | A3 | 430 | | 475 | |

* This parameter is for reference only; the actual value may vary by product.

# Features & Advantages

## 【Application】

- Suitable for ventilation in industrial facilities and commercial buildings.
- Suitable for Large-scale public spaces Feed mills and ower generation facilities.
- Suitable for Air handling units (AHU)、Thermal recirculation installations.

## 【Precautions】

- Gas Conveyance: non-flammable and non-explosive、non-corrosive gas media only.
- Air Purity Requirements:No viscous substances permitted in gas stream,Dust & particulate matter ≤150mg/m³.
- If used for conveying small particulate materials, the impeller's service life will be significantly reduced.



# SCH SERIES





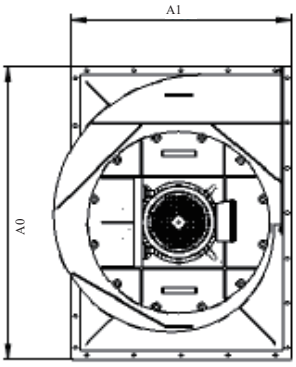


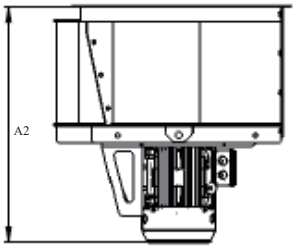


| Model No. | | SCH620B2-112-00 | | SCH640B2-132-00 | | SCH700B2-160-00 | | SCH680B2-132-01 | | SCH700B2-160-00 | |
|---|---|---|---|---|---|---|---|---|---|---|---|
| Dimensions (mm) | | 620 | | 640 | | 700 | | 680 | | 700 | |
| Motor* | Voltage (V) | 400/690 | | | | | | | | | |
| | Hertz (Hz) | 50 | | | | | | | | | |
| | Phase | 3 | | | | | | | | | |
| | Power (kW) | 4 | | 5.5 | | 7.5 | | 9.2 | | 11 | |
| | Current @ 0Pa / inH2O (A) | 8.9 | | 10.2 | | 14.46 | | 15.5 | | 18.57 | |
| Performance | Airflow | (m∧³/hr.) | (cfm) | (m∧³/hr.) | (cfm) | (m∧³/hr.) | (cfm) | (m∧³/hr.) | (cfm) | (m∧³/hr.) | (cfm) |
| | | 12600 @ 600pa | 7416@600pa | 14000 @ 650pa | 8240@650pa | 16200 @850pa | 9535@850pa | 19800 @ 800pa | 11654@800pa | 18000 @ 1100pa | 10594@1100pa |
| | Maximum Noise Level @1m（dB） | ≤87 | | ≤90 | | ≤90 | | ≤90 | | ≤90 | |
| Dimension (mm) | L x W x H | 1100x960x748 | | 1100x960x800 | | 1276x960x920 | | 1360x1155x1065 | | 1276x960x1025 | |

* This parameter is for reference only; the actual value may vary by product.

# Accessories



## Features & Advantages

- Its air tightness passed rigorous smoke isolation test in the close state.
- It can be linked with the fan motor to realize zero wind resistance operation in the fully open state.
- Strong pressure resistance, can long-term bear strong wind making by high negative pressure fan without deformation.
- High-strength plastic coupling and aluminum alloy body, with anti-corrosion to be adapted to all kinds of harsh animal husbandry environment, or marine environment.
- Length and width can be customized according to demands.

# ELECTRIC ROLLING DOOR



When reaches the positioning, the motor power is cut off and self-locking

| Model No. | | | JMN18" | | JMN24" | | JMN36" | | JMN50" | | JMN51" | | JMN57" | |
|---|---|---|---|---|---|---|---|---|---|---|---|---|---|---|
| Motor data | Volts (V) | | 220 | | 220 | | 220 | | 220 | | 220 | | 220 | |
| | Hertz (Hz) | | 50 | 60 | 50 | 60 | 50 | 60 | 50 | 60 | 50 | 60 | 50 | 60 |
| | Rated current (A) | | 0.64 | | 0.64 | | 0.99 | | 0.99 | | 0.99 | | 0.99 | |
| | Power (W) | | 145 | | 145 | | 228 | | 228 | | 228 | | 228 | |
| | Operation time consuming (S) | Full open | 11 | | 14 | | 19 | | 23 | | 24 | | 26 | |
| | | Full closed | 11 | | 14 | | 19 | | 23 | | 24 | | 26 | |
| Features | Frame | | Aluminium alloy | | | | | | | | | | | |
| | Shutter piece | | PVC | | | | | | | | | | | |
| | Bracket | | Coated steel | | | | | | | | | | | |
| Overall dimensions (mm) | | | 950*1170*255 | | 1130*1350*255 | | 1430*1715*255 | | 1790*2010*255 | | 1830*2050*255 | | 1980*2200*255 | |
| Opening dimensions (mm) | | | 730*730 | | 910*910 | | 1270*1270 | | 1570*1570 | | 1610*1610 | | 1760*1760 | |

# CLIMATE CONTROLLER




FTC02 Series

FTC02 Series Climate Controller with color touch screen display; integrated ventilation, age, opening, cooling, spray, and heating control; relay output can be set as control points for any device, with multiple analog inputs and outputs; can be linked with our company's AC series and EC series fans to simplify ventilation matching process.

| Screen: 7-inch touch LCD | | |
|---|---|---|
| Standard configuration | Relay | (FTC02-00: 9 channels) or (FTC02-01: 21 channels), expandable up to 28 relay outputs |
| | Temperature sensor | 4-Channel Temperature Sensor System (Indoor: T1-T3, Outdoor: T4), Expandable to 6 Channels |
| | Analog voltage input | 2-Channel Universal 0-10V Analog Input (A1, A2) |
| | Analog current input | 2-Channel Universal 4-20mA Analog Input (A3, A4) |
| | Analog voltage output | 4-Channel 0-10V Analog Output (V1-V4) |
| | Power output | 1 Auxiliary 12V/400mA Power Output |
| | Communication port | 1× RS485 Communication Interface |
| | Alarm relay | 1 Isolated Alarm Relay Output (RY-A with NO+NC Contacts) |
| Optional | Multifunctional sensor | 2-Channel Multi-Sensor Input (Humidity/$CO_2$/$NH_3$ – Select Any Two via Analog Interface, Optional) |
| | Multifunctional sensor | 1-Channel Wind Speed/Static Pressure Sensor Input(Selectable via Analog Interface - Dual-Purpose) |

# FTC01-00 CONTROLLER



FTC01-00 Controller

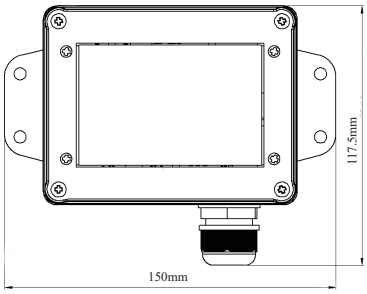


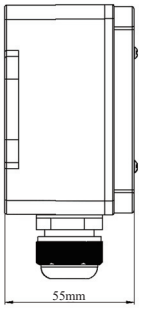


Overall dimension drawing

The FTC01-00 controller is a dedicated device for EC fan commissioning and testing. It integrates 0-10V control, RS485 communication, and timed control into one unit. It supports address setting/resetting, control mode selection, communication format configuration, and manual/auto control, along with parameter display. Featuring a user-friendly graphical interface, a standard Type-C power port, and a compact, portable design, the controller offers a convenient solution for EC fan control, testing, and commissioning.

## Features & Advantages

- Supports firmware upgrade and history data export.
- Manual/automatic control setting, information acquisition, and display for 20 EC fans.
- Alarm information output and recording, operation logging, and EC fan operating information display (voltage, speed, power, temperature, faults, etc.).
- Application Range :

  Ambient temperature : -20℃ ~ +45℃.

  Ambient humidity : ≤95%.

  Suitable for locations free of water droplets, steam, dust, oily dust, corrosive substances, flammable materials, strong electric fields, and strong magnetic fields.

# SIGNAL SWITCH






The FTC01-02 signal switch enables manual (0-10V) or automatic (RS485 via environment controller) EC fan control, with user-selectable modes.Installed between the EC fan and controller, it provides voltage/current protection and absorbs surges to safeguard downstream EC fans.With low power consumption, it can be powered by our EC fan's auxiliary supply or an external DC source—offering a simple, economical solution for manual/automatic switching.

## Features & Advantages

1. 2 RS485 terminals (Motor: RSA, RSB; Environment controller: A2, B2)
2. 1 0-10V analog output terminal (Motor: 0-10V).
3. 1 user analog voltage input terminal (AIN).
4. 1 power input terminal (VCC).
5. 1 three-position switch (for mode switching).
6. 1 knob (for custom analog voltage from the control box).
7. Application Range:

Ambient temperature : -25℃ ~ +60℃.

Ambient humidity : ≤95%

Suitable for locations free of water droplets, steam, dust, oily dust, corrosive substances, flammable materials, strong electric fields, and strong magnetic fields.

# EC MOTOR



Motor Frame Specification：EC112、EC150

Motor Insulation Grade：F

Ingress Protection Classification：IP66

Motor Cooling System：IC410

Motor Duty Cycle Classification：S1

Motor Power Rating：0.55-4kW

Motor Efficiency Classification：International IE3, IE4 Standards

## Features & Advantages

1.Energy-Saving Performance:30% lower energy consumption compared to traditional AC induction motors.

2.Enhanced Reliability:F-class insulation and IP66 protection for durability in harsh environments,over/under-voltage protection, locked-rotor protection, phase-loss protection, and overcurrent protection.

3.Flexible Speed Control:0-10V analog speed control + RS485 communication interface, compatible with environmental controllers for stepless speed adjustment.

4.Auxiliary power output for peripheral devices.Real-time fault alarm and speed feedback for proactive maintenance.

| Model No. | Power Supply | Voltage(V) | Hertz(Hz) | Power(kW) | Spee(dr/min) | Rated Torque(Nm) | Rated Current(A) | Insulation Class | Protection Rating |
|---|---|---|---|---|---|---|---|---|---|
| EC112S0R55092 | Single-Phase | 220V | 50/60 | 0.55 | 920 | 5.7 | 5.0 | F | IP66 |
| EC112S0R55145 | Single-Phase | 220V | 50/60 | 0.55 | 1450 | 3.6 | 5.0 | | |
| EC112T1R1093 | Three-Phase | 380V | 50/60 | 1.1 | 930 | 11.3 | 2.5 | | |
| EC112T1R1145 | Three-Phase | 380V | 50/60 | 1.1 | 1450 | 7.2 | 2.5 | | |
| EC150T3R0145 | Three-Phase | 380V | 50/60 | 3 | 1450 | 19.8 | 5.9 | | |
| EC150T2R5072 | Three-Phase | 380V | 50/60 | 2.5 | 720 | 33.2 | 5.0 | | |
| EC150T4R0120 | Three-Phase | 380V | 50/60 | 4 | 1200 | 31.8 | 8.0 | | |
| Speed & Power can be customized | | | | | | | | | |

## Features & Advantages

- Long Durability
  The corrugated paper is specially treated with high structural strength, corrosion resistance and long service life.



- Uniform permeability
  Excellent water permeability and absorption of the corrugated paper ensures the water evenly penetrates the entire cooling pad wall.

- Large evaporation area
  The specific three-dimensional space structure provides the largest evaporation area for the heat exchange between water and air.

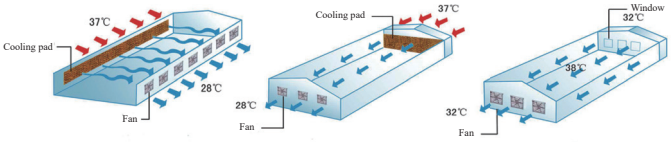


Crosswise cooling system | Lengthways cooling system | Negtive pressure fan

- Customer-oriented Option
  Aluminum alloy and galvanized steel are available for the side frame.

# COOLING PAD

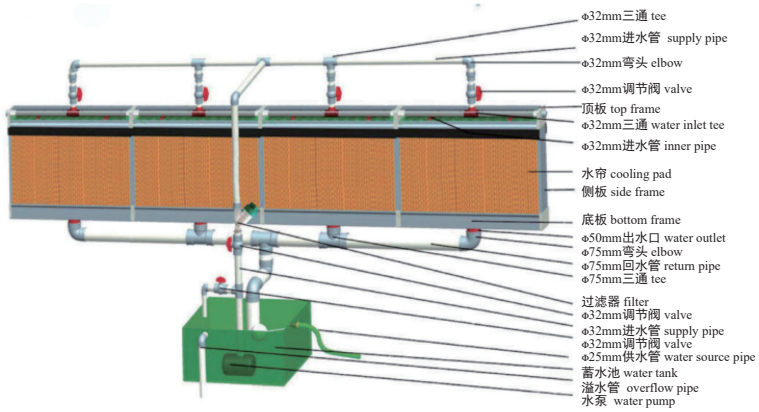




Stainless Steel Frame



Galvanized Frame



Aluminum Alloy frame



Filter



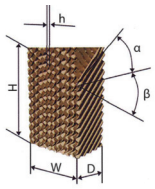


| Model | H (mm) | W (mm) | D (mm) | h (mm) | α (*) | β (*) |
|---|---|---|---|---|---|---|
| 7060 | 1000-2500 | 200-800 | 100-200 | 7 | 45 | 15 |
| 7090 | 1000-2500 | 200-800 | 100-200 | 7 | 45 | 45 |

Fans-tech

转动世界的精彩



Fans-tech
转动世界的精彩

广东泛仕达农牧风机有限公司

| www.fanstech-agro.com
| +86-766-2929992
| fs011@fans-tech.com
| No.32,West Erhuan Road,Xincheng Industrial Park,Xincheng Town,Xinxing,Guangdong,China

V 3.0